



February, 2016
JGSS-2016 Interview Questionnaire

Kyoto University
Joint Usage/Research Center for Japanese General Social Surveys
Accredited by Minister of Education, Culture, Sports, Science and Technology

Tenth International Comparative Survey on Values and Behavioral Patterns

IDUSE
BLOCK
PREF
SIZE
SIZE2K

	Day of Visit		Time		Present			
1	Month	Day()	Hr	Min	am / pm	Subject	Family only	Not present
2	Month	Day()	Hr	Min	am / pm	Subject	Family only	Not present
3	Month	Day()	Hr	Min	am / pm	Subject	Family only	Not present
4	Month	Day()	Hr	Min	am / pm	Subject	Family only	Not present
5	Month	Day()	Hr	Min	am / pm	Subject	Family only	Not present
6	Month	Day()	Hr	Min	am / pm	Subject	Family only	Not present
7	Month	Day()	Hr	Min	am / pm	Subject	Family only	Not present
8	Month	Day()	Hr	Min	am / pm	Subject	Family only	Not present
9	Month	Day()	Hr	Min	am / pm	Subject	Family only	Not present
10	Month	Day()	Hr	Min	am / pm	Subject	Family only	Not present

Collection Status
<p>Interview</p> <p>1 Completed DATE (mm dd) MONTH DAY</p> <p>2 Not completed</p>
<p>Self-administered questionnaire</p> <p>1 Completed DATEB (mm dd) MONTHB DAYB</p> <p>2 Not completed</p> <p>Be sure to fill in the next page if either of the interview or the self-administered questionnaire was not completed</p>
<p>Date / time planned to collect self-administered questionnaire</p>

Record all visits until able to meet with the subject.
(Up to ten visits).
All attempts to meet with the subject must be made over a period of four days.
(If multiple visits are made on the same day this counts as one day, but this is not to prohibit same-day visits).

SEXA
DOBYEAR
AGEB
MARC
FORM

This page must be filled in if either the interview or the self-administered questionnaire was not completed.

N1. The date when collecting the questionnaires was found to be impossible

Month
 Day
 1 am Hr.
 Min.

N2. The type of the subject's house

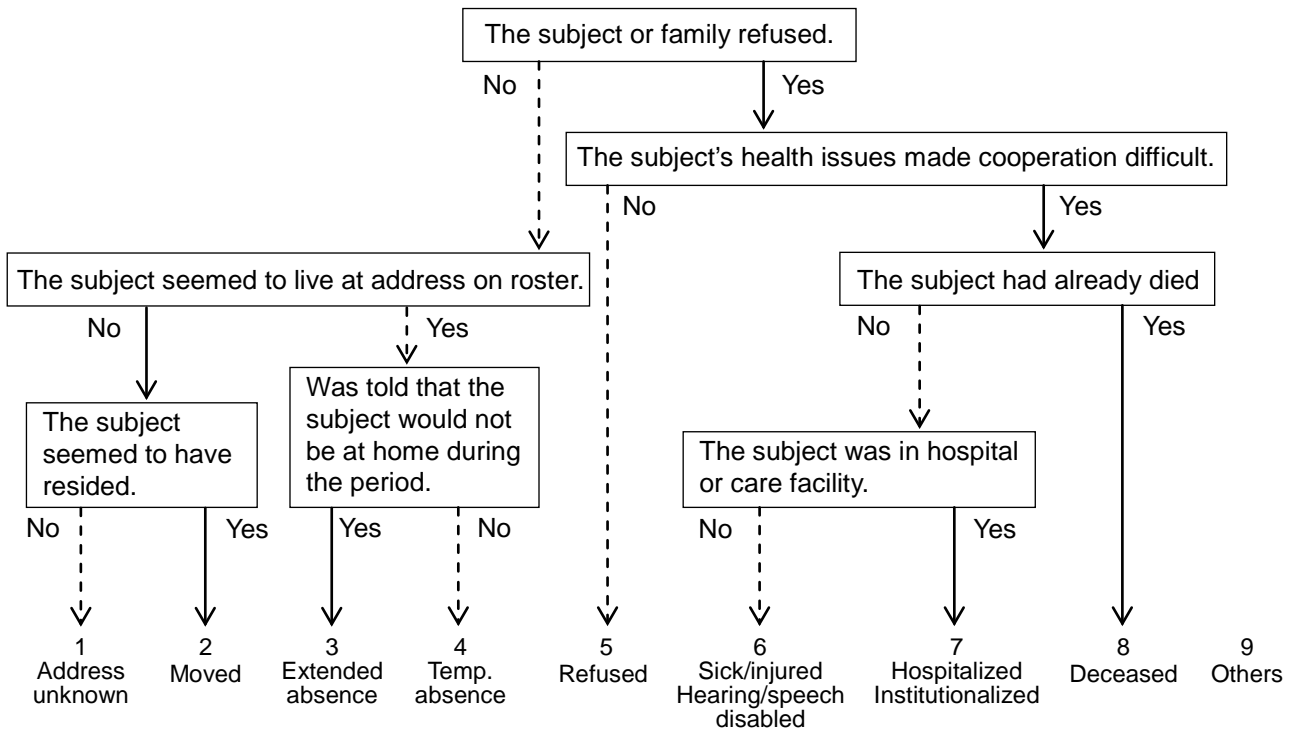
- 1 Detached 2 Housing complex (apartment, condominium, etc.) 3 Unknown

↓

N2-2. Does the entrance of the housing complex lock automatically?

1 Yes 2 No

N3. The reason collecting the questionnaires was impossible



Classify the reason according to the flow chart above.
 If result is suspicious or unusual, circle "9 Others" and enter comments in the box below.

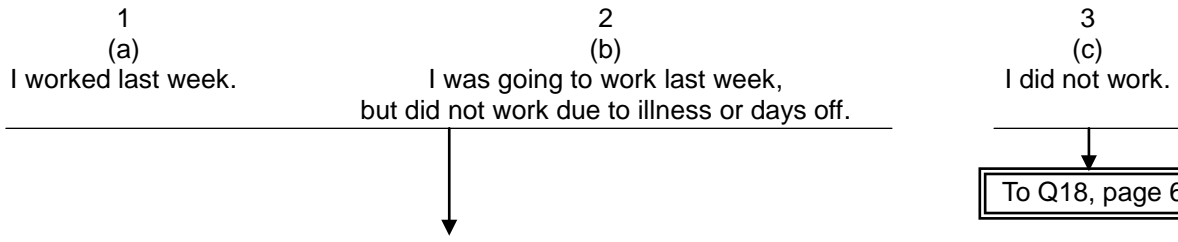
Transcribe number circled here to the "Reason for nonresponse" box on the subject roster.

N4. Detailed circumstances surrounding impossibility of completing questionnaire (please provide sufficient detail if events are complicated).

The following are the questions regarding your job.

Q1[Hand Card1] Did you have a paying job last week, or did you plan to work last week? Choose from below.

XJOB1WK



Q2 How many total hours did you work last week, including overtime? If you have two or more jobs, please provide two answers: the hours for your main job and the hours for all other side-jobs.

Have the respondent answer the actual number of working hours, including unpaid overtime.

If the respondent has no side-jobs, enter zero (0) for the number of side-job hours.

If the respondent did not work last week due to illness or days off, have the respondent answer according to normal circumstances.

XJOBHWK	SZSJBHWK					
Weekly total for main job	Weekly total for side-jobs					
<table border="1" style="display: inline-table; border-collapse: collapse;"> <tr> <td style="width: 20px; height: 20px;"></td> <td style="width: 20px; height: 20px;"></td> <td style="width: 20px; height: 20px;"></td> </tr> </table> hour(s)				<table border="1" style="display: inline-table; border-collapse: collapse;"> <tr> <td style="width: 20px; height: 20px;"></td> <td style="width: 20px; height: 20px;"></td> </tr> </table> hour(s)		

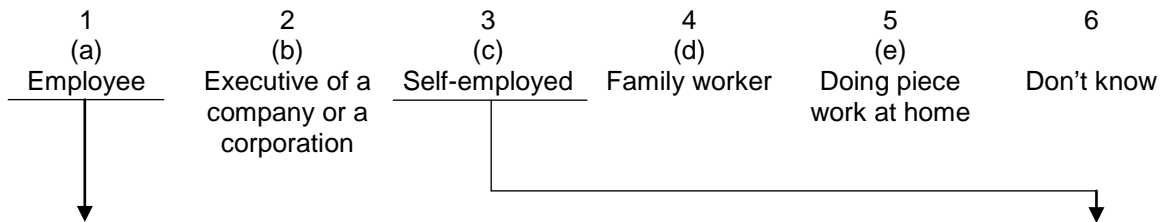
You will be asked a few details about your job. If you have two or more jobs, please answer concerning your main job.

Q3-1[Hand Card2] Which one of the following categories best describes your job?

Allow the respondent to determine whether he/she is 2 (b) an executive or 3 (c) a self-employed person.

Government employees should also reply to all questions in Q3.

TPJB



TPJBS
Q3-2 [Hand Card3] Which of the following best describes your employment status?

1(a) Regular employee

2(b) Part-time temporary worker

3(c) Dispatched worker from temporary personnel agency

4(d) Contract employee

5(e) Non-regular employee (*Shokutaku*)

6 Don't know

TPJOBP
Q3-3[Hand Card4] Which of the following posts are you now appointed?

1(a) No managerial post

2(b) Group leader, Foreman

3(c) Sub-section Head
(or equivalent position) - *kakaricho*

4(d) Section Head, Manager
(or equivalent position) - *kacho*

5(e) Department Head, General Manager
(or equivalent position) - *bucho*

6(f) Other managerial post
(Please specify)

7 Don't know

TPJBSE
Q3-4 Do you hire employees (including part-time temporary workers) other than your family members?

1 Yes

2 No

Q4[Hand Card5] How long on the average does it take from your residence to your workplace?

DOCMT

SZCMTTL

	1		2	3
	(a)		(b)	(c)
About	<input type="text"/>	hour(s)	<input type="text"/>	minute(s)
	SZCMTHR		SZCMTMIN	
			Residence and workplace are the same.	Workplace varies depending on the days.

Q5[Hand Card6] Which category below does your workplace belong to?

Choose Government agency if receiving wages from the central government or local governments (public school teacher, firefighter, etc.). Public corporations do not apply to government agency.

TP4WPLA

- 1(a) Government agency
- 2(b) Independent establishment (No branch offices, factories or stores exist.)
- 3(c) Branch establishment (Headquarters or main store exists in another place.)
- 4(d) Headquarters or main establishment (Branch offices, factories or stores exist in other places.)
- 5 Don't know

Q6 What kind of business is your workplace (establishment such as factory, office, store or hospital) engaged in? Please give details (e.g., selling vegetables, manufacturing automobiles, operating an inn, operating a branch of a bank, etc.).

XXWPL

(Please describe in detail. Company name alone is not acceptable.)

Q7 What kind of job do you usually do? Please give details (e.g., elementary school teacher, cram-school teacher, farmer, bus driver, automobile mechanic, supermarket cashier, accounting clerk at a bank, computer programmer, clerical staff member for a sales department, on-the-road sales person of cosmetics, etc.).

XXJOB

XXJE08

(Please describe in detail.)

Q8 How many days did you do the job last week?

If the respondent did not work last week due to illness or days off, have him/her answer according to normal circumstances.

XJOBDWK

day(s)/week

Q9 Normally, how long are you supposed to work per week? Please answer your scheduled work hours set by regulation or contract. If you are self-employed, please answer approximate work hours you set.

XJBSCH

Weekly total set at hour(s)

Q10 How many years have you been working for the corporation or organization you currently work at? If you are self-employed, give the number of years self-employed.

XJOBYR

year(s) Please enter zero (0) in the column if the respondent has worked for less than a year.

Q11[Hand Card7] How useful are the experiences or skills that you acquired through your previous jobs for your current job?

USFLSKL

- | | | | |
|--------------------------|------------------------------|------------------------------|----------------------------|
| 1
(a)
Very useful. | 2
(b)
Somewhat useful. | 3
(c)
Not very useful. | 4
(d)
Hardly useful. |
|--------------------------|------------------------------|------------------------------|----------------------------|

Q12[Hand Card8] How many people work in the entire corporation or organization where you work? Please answer the entire number of people in the corporation or organization. Also, please make sure to include all the working people such as family workers, non-regular employees, and yourself.

Choose Government agency if receiving wages from the central government or local governments (public school teacher, firefighter, etc.). Public corporations do not apply to government agency.

SZTTLSTA

- | | |
|--------------|-------------------------|
| 1(a) 1 | 7(g) 300-499 |
| 2(b) 2-4 | 8(h) 500-999 |
| 3(c) 5-9 | 9(i) 1,000-1,999 |
| 4(d) 10-29 | 10(j) 2,000-9,999 |
| 5(e) 30-99 | 11(k) 10,000 or over |
| 6(f) 100-299 | 12(l) Government agency |
| | 13 Don't know |

Q13[Hand Card9] Do you belong to a labor union? Choose from below.

JOINUNI

- | | | | |
|---|---|---|-----------------|
| 1
(a)
I am a member of a labor union at my workplace. | 2
(b)
I am a member of a labor union outside of my workplace. | 3
(c)
I am not a member of any labor union. | 4
Don't know |
|---|---|---|-----------------|

Q14[Hand Card10] On the whole, how satisfied are you with the (main) job you have? Choose from below.

ST5JOB

- | | | | | | |
|-----------------------|--------------------------------|--|-----------------------------------|--------------------------|-----------------|
| 1
(a)
Satisfied | 2
(b)
Somewhat satisfied | 3
(c)
Neither satisfied nor dissatisfied | 4
(d)
Somewhat dissatisfied | 5
(e)
Dissatisfied | 6
Don't know |
|-----------------------|--------------------------------|--|-----------------------------------|--------------------------|-----------------|

Q15[Hand Card11] Are you considering quitting your current job (your business)?

WLKEEPJA

- | | | | |
|---|--|---|-----------------|
| 1
(a)
I am considering quitting in the near future. | 2
(b)
I am not considering quitting (now). | 3
(c)
I am not considering quitting at all. | 4
Don't know |
|---|--|---|-----------------|

Q16[Hand Card12] Thinking about the next 12 months, how likely do you think it is that you will lose your job or be laid off?

Include cases where self-employed people lose their jobs due to bankruptcy, etc.

OP4UNEMP

- | | | | | |
|-------------------------|---------------------------|----------------------------|-------------------------------|-----------------|
| 1
(a)
Very likely | 2
(b)
Fairly likely | 3
(c)
Not too likely | 4
(d)
Not at all likely | 5
Don't know |
|-------------------------|---------------------------|----------------------------|-------------------------------|-----------------|

Q17[Hand Card13] If you lose your current job, how easy would it be for you to find a new job with another employer with approximately the same income and fringe benefits you now have?

OP3NEWJB

- | | | | |
|-----------------------|---------------------------|-----------------------------|-----------------|
| 1
(a)
Very easy | 2
(b)
Somewhat easy | 3
(c)
Not easy at all | 4
Don't know |
|-----------------------|---------------------------|-----------------------------|-----------------|



To Q25, page 7

(For those who are not currently working)

Q18[Hand Card14] Which category below did you belong to during the last week?

TP5UNEMP

- 1(a) Unemployed
- 2(b) Retired/Not working due to old age
- 3(c) Student
- 4(d) Mainly engaged in housework
- 5(e) Unable to work due to a mental or physical problem
- 6(f) Other (Please specify)
- 7 Don't know

Q19 Have you ever had any paying job?

XWORK

1 Yes
↓

2 No

→ To Q25, page 7

You will be asked a few details about your last main paying job.

Q20 How old were you when you quit your last main job?

AGESTPWK

years old

Q21[Hand Card 15] What was the main reason why you quit your last main job?

XXSTPJB

- 1(a) I reached the mandatory retirement age.
- 2(b) I retired early, by choice.
- 3(c) I retired early, not by choice.
- 4(d) I could not work due to health reasons.
- 5(e) My workplace shut down.
- 6(f) I was dismissed.
- 7(g) My term of employment or contract ended.
- 8(h) I was not satisfied with the work or working conditions.
- 9(i) I wanted to open a new business or change my job.
- 10(j) I had to provide nursing care to a family member.
- 11(k) I married.
- 12(l) I gave birth or could not combine my job with raising children.
- 13(m) Other (Please specify)
- 14 Don't know

Q 22-1 [Hand Card16] Which one of the following categories best describes your last job?

Allow the respondent to determine whether he/she is 2 (b) an executive or 3 (c) a self-employed person.

Government employees should also reply to all questions in Q22.

TPLSTJB

- | | | | | | |
|----------|---|---------------|---------------|--------------------------|------------|
| 1 | 2 | 3 | 4 | 5 | 6 |
| (a) | (b) | (c) | (d) | (e) | |
| Employee | Executive of a company or a corporation | Self-employed | Family worker | Doing piece work at home | Don't know |

TPLSTJBS
Q22-2[Hand Card17] Which of the following best describes your last employment status?

- 1(a) Regular employee
- 2(b) Part-time temporary worker
- 3(c) Dispatched worker from temporary personnel agency
- 4(d) Contract employee
- 5(e) Non-regular employee (*Shokutaku*)
- 6 Don't know

TPLSTJBP
Q22-3[Hand Card18] Which of the following posts were you appointed?

- 1(a) No managerial post
- 2(b) Group leader, Foreman
- 3(c) Sub-section Head (or equivalent position) -*kakaricho*
- 4(d) Section Head, Manager (or equivalent position) -*kacho*
- 5(e) Department Head, General Manager (or equivalent position) -*bucho*
- 6(f) Other managerial post (Please specify)
- 7 Don't know

Q23 What kind of job did you usually do? Please give details (e.g., elementary school teacher, cram-school teacher, farmer, bus driver, automobile mechanic, supermarket cashier, accounting clerk at a bank, computer programmer, clerical staff member for a sales department, on-the-road sales person of cosmetics, etc.).

XXLSTJB

XXLJE08

(Please describe in detail.)

Q24[Hand Card19] How many people worked in the entire corporation or organization where you worked? Please answer the entire number of people in the corporation or organization. Also, please make sure to include all the working people such as family workers, non-regular employees, and yourself.

Choose Government agency if receiving wages from the central government or local governments (public school teacher, firefighter, etc.). Public corporations do not apply to government agency.

SZSTFLS

- 1(a) 1
- 2(b) Small company (2-29)
- 3(c) Medium-sized company (30-299)
- 4(d) Large Company (300-999)
- 5(e) Major company (1,000 or more employees)
- 6(f) Government agency
- 7 Don't know

(To all respondents)

Q25 Are you looking for a job now?

DOLOOKJB

- 1 Yes
- 2 No

Q26[Hand Card20] How many corporations or organizations have you worked for as a regular employee? If you are a regular employee now, please include that.

XNUMCOWK

- 1(a) None
- 2(b) 1
- 3(c) 2
- 4(d) 3
- 5(e) 4
- 6(f) 5
- 7(g) More than 6

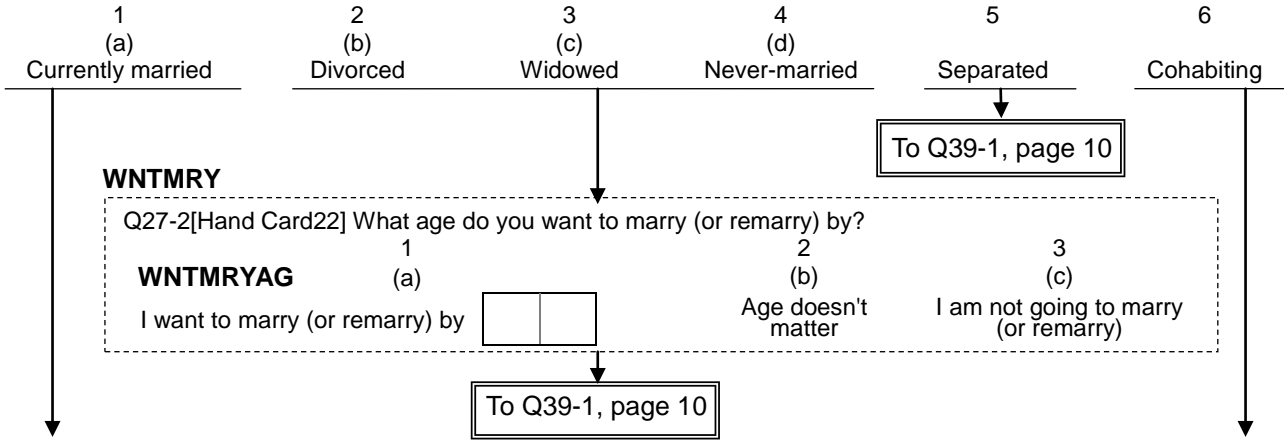
You will now be asked questions regarding your family.

Q27-1[Hand Card21] Are you married?

Leave the answer to the respondent. But if asked, reply that an unregistered common-law marriage should be included. Put a mark on 5 or 6 only when the respondent dared to answer so.

For the following questions, an unregistered common-law marriage and cohabiting should be treated as married.

DOMARRY



Q28-1[Hand Card23] Did your spouse have any paying job in the last week? Choose from below.

SSJB1WK

- 1 (a) He/she worked last week.
- 2 (b) He/she was going to work last week, but did not work due to illness or days off.
- 3 (c) He/she did not work.

Q28-2[Hand Card24] Which category below did your spouse belong to during the last week?

SSTPUNEM

- 1(a) Unemployed
- 2(b) Retired/ Not working due to old age
- 3(c) Student
- 4(d) Mainly engaged in housework
- 5(e) Unable to work due to a mental or physical problem
- 6(f) Other (Please specify)
- 7 Don't know

To Q37, page 9

Q29 How many total hours did your spouse work last week, including overtime? If he/she has two or more jobs, please provide two answers: the hours for his/her main job and the hours for all other side-jobs. If the spouse has no side-jobs, enter zero (0) for the number of side-job hours. If the spouse did not work last week due to illness or days off, have the respondent answer according to normal circumstances.

SSJBHRWK Weekly total for main job hour(s)

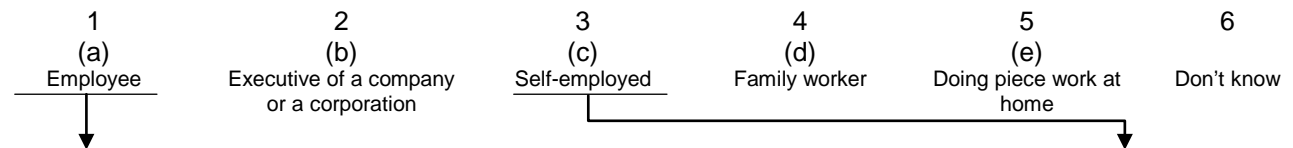
SSSJBHWK Weekly total for side-jobs hour(s)

You will be asked for a few details regarding your spouse's job. If he/she has two or more jobs, please answer concerning his/her main job.

Q30-1[Hand Card25] Which one of the categories best describes your spouse's job?

Respondents whose spouses are government employees should also reply to all questions in Q30. Allow the respondent to determine whether he/she is 2(b) an executive or 3(c) a self-employed person.

SSTPJB



SSTPJBS
Q30-2[Hand Card26]
Which of the following best describes your spouse's employment status?

1(a) Regular employee

2(b) Part-time temporary worker

3(c) Dispatched worker from temporary personnel agency

4(d) Contract employee

5(e) Non-regular employee (*Shokutaku*)

6 Don't know

SSTPJOBP
Q30-3[Hand Card27] Which of the following posts is he/she now appointed?

1(a) No managerial post

2(b) Group leader, Foreman

3(c) Sub-section Head (or equivalent position) - *kakaricho*

4(d) Section Head, Manager (or equivalent position) - *kacho*

5(e) Department Head, General Manager (or equivalent position) - *bucho*

6(f) Other managerial post (Please specify)

7 Don't know

SSTPJBSE
Q30-4 Does your spouse hire employees (including part-time temporary workers) other than your family members?

1 Yes

2 No

Q31 What kind of business is your spouse's workplace engaged in? Please give details (e.g., selling vegetables, manufacturing automobiles, operating an inn, operating a branch of a bank, etc.).

SSXXHQX

(Please describe in detail. Company name alone is not acceptable.)

Q32 What kind of job does your spouse usually do? Please give details (e.g., elementary school teacher, cram-school teacher, farmer, bus driver, automobile mechanic, supermarket cashier, accounting clerk at a bank, computer programmer, clerical staff member for a sales department, on-the-road sales person of cosmetics, etc.).

SSXXJOB

SSXXJE08

(Please describe in detail.)

Q33 How many days did your spouse do the job last week?

If the spouse did not work last week due to illness or days off, have the respondent answer according to normal circumstances.

SSJBDWK

day(s)/week

Q34 Normally, how long is your spouse supposed to work per week? Please answer his/her scheduled work hours set by regulation or contract. If he/she is self-employed, please answer approximate work hours he/she sets.

SSXJBSCH

Weekly total set at

hour(s)

Q35 How many years has your spouse been working for the corporation or organization he/she currently works at? If he/she is self-employed, give the number of years self-employed.

SSSZWKYR

year(s)

Please enter zero (0) in the column if the spouse has worked for less than a year.

Q36[Hand Card28] How many people work in the entire corporation or organization where your spouse works? Please answer the entire number of people in the corporation or organization. Also, please make sure to include all the working people such as family workers, non-regular employees, and him/herself. Choose Government agency if receiving wages from the central government or local governments (public school teacher, firefighter, etc.). Public corporations not apply to government agency.

SSSZSTFA

- 1(a) 1
- 2(b) 2-4
- 3(c) 5-9
- 4(d) 10-29
- 5(e) 30-99
- 6(f) 100-299

- 7(g) 300-499
- 8(h) 500-999
- 9(i) 1,000-1,999
- 10(j) 2,000-9,999
- 11(k) 10,000 or over
- 12(l) Government agency
- 13 Don't know

(For respondents who have a spouse)

Q37 Please tell us the age of your spouse.

SPAGEX

yrs. old

Q38 Do you live with your spouse?

SPLVTG

1
Living together

2
Not living together
(because of work circumstances)

3
Not living together
(for other reasons)

(To all respondents)

Q39-1[Hand Card29] Are your father and/or mother alive? If so, do you live with them?

Leave it to the respondent to judge whether two households live together, but if he/she is unsure, tell him/her to "choose 'living together' if you use the same kitchen."

Q39-2 Please tell us the age of your father and/or mother.

Q39-3[Hand Card30] What are your father's and/or mother's marital status?

Q39-4 Are your father and/or mother currently working for pay?

	Q39-1[Hand Card29] Living together /not living together /deceased	Q39-2 Age Leave blank if deceased	Q39-3[Hand Card30] Marital status Leave blank if deceased	Q39-4 Is he/she currently working for pay? Leave blank if deceased
Father	PPLV4G 1(a)Living together¥ 2(b)Not living together (less than 30 min) 3(c)Not living together (more than 30 min) 4(d)Deceased	PPAGE <input type="text"/> <input type="text"/> <input type="text"/> yrs old	PPMG 1(a) Married 2(b) Divorced 3(c) Widowed 4(d) Never married	PPJOB 1 Yes 2 No
Mother	MMLV4G 1(a)Living together 2(b)Not living together (less than 30 min) 3(c)Not living together (more than 30 min) 4(d)Deceased	MMAGE <input type="text"/> <input type="text"/> <input type="text"/> yrs old	MMMGM 1(a) Married 2(b) Divorced 3(c) Widowed 4(d) Never married	MMJOB 1 Yes 2 No

Q40-1 How many children have you had? Please include those who have left home and are deceased.

Should none of them apply, enter zero (0). If they ask about adopted or stepchildren, have them include those children.

CCNUMTTL

child(ren)

(If there are six or more children, use supplementary sheet.)

You will be now asked questions regarding your children.

Q40-2 What is the sex of each child?

Q40-3[Hand Card31] Is the child alive? If so, do you live with the child?

Q40-4 How old is the child?

Q40-5[Hand Card32] What is the child's marital status?

Q40-6 Is the child currently working for pay?

	CC**SEX	CC**LV4G	CC**AGE	CC**MG	CC**JOB
	Q40-2 Sex	Q40-3[Hand Card31] Living together / not living together / deceased	Q40-4 Age Leave blank if deceased	Q40-5[Hand Card32] Marital status Leave blank if deceased	Q40-6 Is he/she currently working for pay? Leave blank if deceased
First child	1 Male 2 Female	1(a)Living together 2(b)Not living together (less than 30 min) 3(c)Not living together (more than 30 min) 4(d)Deceased	<input type="text"/> yrs old	1(a) Married 2(b) Divorced 3(c) Widowed 4(d) Never married	1 Yes 2 No
Second child	1 Male 2 Female	1(a)Living together 2(b)Not living together (less than 30 min) 3(c)Not living together (more than 30 min) 4(d)Deceased	<input type="text"/> yrs old	1(a) Married 2(b) Divorced 3(c) Widowed 4(d) Never married	1 Yes 2 No
Third child	1 Male 2 Female	1(a)Living together 2(b)Not living together (less than 30 min) 3(c)Not living together (more than 30 min) 4(d)Deceased	<input type="text"/> yrs old	1(a) Married 2(b) Divorced 3(c) Widowed 4(d) Never married	1 Yes 2 No
Fourth child	1 Male 2 Female	1(a)Living together 2(b)Not living together (less than 30 min) 3(c)Not living together (more than 30 min) 4(d)Deceased	<input type="text"/> yrs old	1(a) Married 2(b) Divorced 3(c) Widowed 4(d) Never married	1 Yes 2 No
Fifth child	1 Male 2 Female	1(a)Living together 2(b)Not living together (less than 30 min) 3(c)Not living together (more than 30 min) 4(d)Deceased	<input type="text"/> yrs old	1(a) Married 2(b) Divorced 3(c) Widowed 4(d) Never married	1 Yes 2 No

Code List

Use the codes for foster parents, stepparents, adopted children and stepchildren in the same way as natural parents and children.

00 Respondent himself/herself	11 Oldest son	21 Oldest daughter	30 Grandson	40 Father	50 Older brother	60 Grandfather	
01 Husband	12 Second son	22 Second daughter	31 Granddaughter	41 Mother	51 Younger brother	61 Grandmother	
02 Wife	13 Third son	23 Third daughter		42 Father-in-law (Father of spouse)	52 Older sister	62 Grandfather-in-law (Grandfather of spouse)	
	14 Wife of the oldest son	24 Husband of the Oldest daughter		43 Mother-in-law (Mother of spouse)	53 Younger sister	63 Grandmother-in-law (Grandmother of spouse)	
	15 Wife of the second son	25 Husband of the second daughter					
	16 Wife of the third son	26 Husband of the third daughter					97 Others/ Missing 99 No answer

Q41-1 Up to now you were asked about your spouse, parents, and children. Are you living together with any other people? Those people include your children's spouses, your grandchildren, your brothers and sisters, your spouses' parents. If so, please indicate how many.
Should none of them apply, enter zero (0). Include the adopted and stepchildren in the children of Q40.

SZFFOTHR members (If there are five or more family members, use supplementary sheet.)

Q41-2 Please tell us their relationship to you, their sex, and their ages.
See the code list in the previous page and enter the code in the "

Relationship with the respondent	Code	Sex	Age
(1) _____	<input type="text"/> <input type="text"/>	1 Male 2 Female	<input type="text"/> <input type="text"/> <input type="text"/> yrs old
(2) _____	<input type="text"/> <input type="text"/>	1 Male 2 Female	<input type="text"/> <input type="text"/> <input type="text"/> yrs old
(3) _____	<input type="text"/> <input type="text"/>	1 Male 2 Female	<input type="text"/> <input type="text"/> <input type="text"/> yrs old
(4) _____	<input type="text"/> <input type="text"/>	1 Male 2 Female	<input type="text"/> <input type="text"/> <input type="text"/> yrs old

Q42 How many people do you live together with excluding yourself?
Confirm that the number of persons living together is equal to a spouse living together + parents living together + children living together + other persons living together.

SZFFONLY Persons living together: Persons + Yourself (one person) = Total **SZFFTTL** people

Q43 Who is the head of your household? Please answer in terms of relationship to you such as myself, husband, husband's mother, etc.
Enter the code under "

FFHEAD _____ Code

Q44-1 Are there any family members who are temporarily living separately, due to the sorts of reasons given here? (show [Hand Card33]) For example, it includes "job transfer" and "attending a college away from hometown." If there are any, please state the number of such family members.
Should none of them apply, enter zero (0) and continue to Q45. Do not include children who have married and live elsewhere.

SZFFOUT members (If there are five or more family members, use supplementary sheet.)

Q44-2 Please tell us each family member who is temporarily living separately.

	Family member temporarily living separately (1)	Family member temporarily living separately (2)	Family member temporarily living separately (3)	Family member temporarily living separately (4)
FFO**REL A What is his/her relationship to you? Enter the code in the " <input type="text"/> <input type="text"/>	<input type="text"/> <input type="text"/>	<input type="text"/> <input type="text"/>	<input type="text"/> <input type="text"/>	<input type="text"/> <input type="text"/>
FFO**WHY [Hand Card33] B What is the main reason for not living with you?	1(a) For your work 2(b) For your schoolwork 3(c) For the family member's work 4(d) For the family member's school work 5(e) For the family member's hospitalization for a long period 6(f) For the family member's living at a nursing home/ care center for the elderly, etc 7(g) Other ()	1(a) For your work 2(b) For your schoolwork 3(c) For the family member's work 4(d) For the family member's school work 5(e) For the family member's hospitalization for a long period 6(f) For the family member's living at a nursing home/ care center for the elderly, etc 7(g) Other ()	1(a) For your work 2(b) For your schoolwork 3(c) For the family member's work 4(d) For the family member's school work 5(e) For the family member's hospitalization for a long period 6(f) For the family member's living at a nursing home/ care center for the elderly, etc 7(g) Other ()	1(a) For your work 2(b) For your schoolwork 3(c) For the family member's work 4(d) For the family member's school work 5(e) For the family member's hospitalization for a long period 6(f) For the family member's living at a nursing home/ care center for the elderly, etc 7(g) Other ()

Q45-1[Hand Card34] What are your sources of financial support? Choose all items that apply.

Q45-2[Hand Card34] Which is your main source of income?

If only one item applies in Q45-1, circle the same item in Q45-2.

		Q45-1 Circle <u>all</u> that apply.	INCMAIN Q45-2 Circle the main source of income.
INCSELF	Your own income	1(a)	1(a)
INCSP	Spouse or partner's income	2(b)	2(b)
INCPAR	Parents' income	3(c)	3(c)
INCFAM	Income from family members other than your spouse or parents	4(d)	4(d)
INCPEN	Pension	5(e)	5(e)
INCUEB	Unemployment benefits	6(f)	6(f)
INCSAVE	Savings	7(g)	7(g)
INCSOC	Social welfare benefits	8(h)	8(h)
INCIRR	Occasional work	9(i)	9(i)
INCRENT	Rent income	10(j)	10(j)
INCINVST	Income from investment management	11(k)	11(k)
INCOTHER	Other (Please specify)	12(l)	12(l)
INCNOKN	Don't know	13	13

Q46[Hand Card35] If we were to divide the contemporary Japanese society into the following ten strata, which would you say you belong to?

OP10LVL

Top 1 2 3 4 5 6 7 8 9 10 Bottom

Q47[Hand Card36] Which one of the following best describes the area you currently live? Choose one that apply.

SIZEHMT

1 (a) A big city	2 (b) The suburbs or outskirts of a big city	3 (c) A town or a small city	4 (d) A country village	5 (e) A farm or home in the country
------------------------	---	---------------------------------------	----------------------------------	--

Q48[Hand Card37] In which of following do you live?

OWNHOUSE

- 1(a) Own house (including a house owned by your parents or other family members)
- 2(b) Rented house owned private company
- 3(c) Company house or house for government employees
- 4(d) Rented public house of a public corporation
- 5(e) Other (Please specify)

Q49-1[Hand Card38] Which one of the following best describes your annual household income last year?
Please answer the income before deducting taxes. Include income not only from your jobs, but also from all other sources such as stock shares, pensions, and real estate.

Q49-2[Hand Card38] How much did you earn last year? Include income from sources other than your jobs.

Q49-3 (Only for respondents who are working)[Hand Card38] How much did you earn only from your main job last year?

Ask this question of only those who replied either 1(a) 'I worked last week' or 2(b) 'I was going to work last week, but did not work' in Q1. If the respondent answered 3(c) 'I did not work,' choose 23 for Q49-3 and continue to Q49-4.

Q49-4 (Only for respondents who currently have a spouse)[Hand Card38] How much did your spouse earn last year? Include income from sources other than his/her jobs.

Ask this question of only those who replied either 1(a) "Currently married" or 6 "Cohabiting" in Q27-1. If the respondent answered something else in Q27-1, choose 22 for Q49-4 and Q49-5 and continue to Q50.

Q49-5 (Only for respondents whose spouses are working)[Hand Card38] How much did your spouse earn only from his/her main job last year?

Ask this question of only those who replied either 1(a) 'He/she worked last week' or 2(b) 'He/she was going to work last week, but did not work' in Q28-1. If the respondent answered 3(c) 'He/she did not work,' choose 23 for Q49-5 and continue to Q50.

	SZHSINCM	SZINCOMA	SZINCOMX	SSSZINCA	SSSZINCM
	Q49-1 Household ↓	Q49-2 Respondent ↓	Q49-3 Respondent's main job ↓	Q49-4 Spouse ↓	Q49-5 Spouse's main job ↓
None	1(a)	1(a)	1(a)	1(a)	1(a)
Less than 700,000 yen	2(b)	2(b)	2(b)	2(b)	2(b)
700,000 yen - 1 million yen	3(c)	3 (c)	3(c)	3(c)	3(c)
1 million yen - 1.3 million yen	4(d)	4(d)	4(d)	4(d)	4(d)
1.3 million yen - 1.5 million yen	5(e)	5(e)	5(e)	5(e)	5(e)
1.5 million yen - 2.5 million yen	6(f)	6(f)	6(f)	6(f)	6(f)
2.5 million yen - 3.5 million yen	7(g)	7(g)	7(g)	7(g)	7(g)
3.5 million yen - 4.5 million yen	8(h)	8(h)	8(h)	8(h)	8(h)
4.5 million yen - 5.5 million yen	9(i)	9(i)	9(i)	9(i)	9(i)
5.5 million yen - 6.5 million yen	10(j)	10(j)	10(j)	10(j)	10(j)
6.5 million yen - 7.5 million yen	11(k)	11(k)	11(k)	11(k)	11(k)
7.5 million yen - 8.5 million yen	12(l)	12(l)	12(l)	12(l)	12(l)
8.5 million yen - 10 million yen	13(m)	13(m)	13(m)	13(m)	13(m)
10 million yen - 12 million yen	14(n)	14(n)	14(n)	14(n)	14(n)
12 million yen - 14 million yen	15(o)	15(o)	15(o)	15(o)	15(o)
14 million yen - 16 million yen	16(p)	16(p)	16(p)	16(p)	16(p)
16 million yen - 18.5 million yen	17(q)	17(q)	17(q)	17(q)	17(q)
18.5 million yen - 23 million yen	18(r)	18(r)	18 (r)	18 (r)	18(r)
23 million yen or over	19(s)	19(s)	19 (s)	19 (s)	19(s)
Don't want to state the income	20	20	20	20	20
Don't know	21	21	21	21	21
Don't have a spouse	*	*	*	22 --->	22
Don't work	*	*	23	*	23

Q50-1 How many brothers and sisters do you have? Please include those who are deceased.

If the respondent has no brothers or sisters, enter zero (0). It should be left to the respondent to determine who to include as his/her brothers and sisters.

Your brothers and sisters

XNUMBROE	XNUMSISE	XNUMBROY	XNUMSISY
Older brothers	Older sisters	Younger brothers	Younger sisters

Q50-2 How many brothers and sisters does your spouse have? Please include those who are deceased.

Ask for answers even if the spouse is deceased, but not of never-married or divorced respondents. If the spouse has no brothers or sisters, enter zero (0).

Spouse's brothers and sisters

XSSNBROE	XSSNSISE	XSSNBROY	XSSNSISY
Older brothers	Older sisters	Younger brothers	Younger sisters

You will be now asked questions on your childhood.

Q51-1 Where did you live when you were 15 years old? Please state the name of the prefecture.

If outside Japan, have them write "Foreign" and answer all of Q48.

PREF15 (Name of the prefecture) Code **No need to fill in**

Q51-2[Hand Card39] Which one of the following best describes that area at that time?

TP5LOC15

- | | | | |
|------------|----------------------------|------|---------|
| 1 | 2 | 3 | 4 |
| (a) | (b) | (c) | (d) |
| Large city | Small to medium sized city | Town | Village |

Q51-3 Was it a farming or fishing village?

REMOTE15

- 1 Yes 2 No

Q52-1[Hand Card40] Is the municipality (city, town, village, or ward) where you were living at the age of 20 the same as where you were at the age of 15? Please specify the prefecture if it is different from the one where you were when you were 15 years old.

Fill in "Foreign" in the box in case that the respondent was abroad then, and have him/her go on to subsequent questions. It should be regarded as the same municipality when the name of the municipality had been changed due to a merger or other reasons as long as the residence remained in the same place.

CTVW20

- 1(a) Same city, town, village or ward → To Q53-1, page15
 2(b) Different city, town, village or ward in the same prefecture → To Q53-1, page15
 3(c) Different prefecture → To Q53-1, page15

PREF20 (Name of the prefecture) Code **No need to fill in**

Q52-2[Hand Card41] Which one of the following best describes the area where you used to live when you were 20 years old?

TP5LOC20

- | | | | |
|------------|----------------------------|------|---------|
| 1 | 2 | 3 | 4 |
| (a) | (b) | (c) | (d) |
| Large city | Small to medium sized city | Town | Village |

Q53-1[Hand card42] Which one of the categories best describes your father's job when you were about 15 years old?

Allow the respondent to determine whether he was 2(b) an executive or 3(c) a self-employed person. Government employees should also reply to the following questions.

PPJB15

- | | | | | | | | |
|----------|---|---------------|---------------|-----------------------------|-----------------------|--|---------------|
| 1
(a) | 2
(b) | 3
(c) | 4
(d) | 5
(e) | 6
(f) | 7
(g) | 8 |
| Employee | Executive of
a company or
a corporation | Self-employed | Family worker | Doing piece
work at home | He was not
working | I didn't have a
father at that time | Don't
know |
- ↓
- To Q56

PPJBT15S

Q53-2 [Hand Card43] Which of the following best describes his employment status?

- 1(a) Regular employee
- 2(b) Part-time temporary worker
- 3(c) Dispatched worker from temporary personnel agency
- 4(d) Contract employee
- 5(e) Non-regular employee (*Shokutaku*)
- 6 Don't know

PPJBT15P

Q53-3[Hand Card44] Which of the following post was he appointed?

- 1(a) No managerial post
- 2(b) Group leader, Foreman
- 3(c) Sub-section Head (or equivalent position) - *kakaricho*
- 4(d) Section Head, Manager (or equivalent position) - *kacho*
- 5(e) Department Head, General Manager (or equivalent position) - *bucho*
- 6(f) Other managerial post (Please specify)
- 7 Don't know

Q54 What kind of job did your father do? Please give details. (e.g., elementary school teacher, cram-school teacher, farmer, bus driver, automobile mechanic, supermarket cashier, accounting clerk at a bank, computer programmer, clerical staff member for a sales department, on-the-road sales person of cosmetics, etc.).

PPJBXX15

PPJXXE08

(Please describe in detail. Company name alone is not acceptable.)

Q55[Hand Card45] How many people worked in the entire corporation or organization where your father worked? Please make sure to include family workers, non-regular employees, and himself.

Choose Government agency if receiving wages from the central government or local governments (public school teacher, firefighter, etc.). Government agency does not apply to public corporations.

PPJBSZ15

- 1(a) 1
- 2(b) Small company (2-29)
- 3(c) Medium-sized company (30-299)
- 4(d) Large company (300-999)
- 5(e) Major company (1000 or more employees)
- 6(f) Government agency
- 7 Don't know

Q56[Hand Card46] When you were about 15 years old, did your mother have any paying job? If so, what did she do? Please choose from below.

MMJBTP15

- | | |
|---|---|
| <ul style="list-style-type: none"> 1(a) She was not working. 2(b) Temporary worker, Daily worker, Part-time temporary worker 3(c) Regular employee - non-management 4(d) Regular employee - managerial position 5(e) Regular employee - professional (nurse, teacher, etc.) 6(f) Regular employee - don't know about occupation | <ul style="list-style-type: none"> 7(g) Self-employed/family worker - agriculture, forestry or fishery 8(h) Self-employed/family worker - other than agriculture, forestry or fishery 9(i) Doing piecework at home 10(j) Executive of a company or a corporation 11(k) I didn't have a mother at that time. 12 Don't know |
|---|---|

Q57[Hand Card47] What is the last school you attended (or are attending now)? Also, answer about your spouse and parents, as far as you know. Consider "dropout" as "graduated."

Ask even if the spouse is deceased.

If the last school attended is a vocational school, do as follows:

College of technology (an advanced educational institution that provides junior high school graduates with five years of technical training mainly in a field of industrial application) -> Choose 10(j).

General, upper secondary, or postsecondary courses in a specialized training college after the war (generally referred to as vocational school) -> Ask about the school attended prior to that school.

Vocational school before the war -> Choose 6(f).

Note: Make sure that respondents who answer (j) aren't confusing college of technology with specialized training college.

	XXLSTSCH Respondent	SSLSTSCH Spouse	PPLSTSCH Father	MMLSTSCH Mother	
Before World War II	(a) Ordinary elementary school in the old system (including national elementary school) -----	1(a)	1(a)	1(a)	1(a)
	(b) Higher elementary school in the old system ----	2(b)	2(b)	2(b)	2(b)
	(c) Junior high school/Girls' high school in the old system-----	3(c)	3(c)	3(c)	3(c)
	(d) Vocational school/Commerce school in the old system-----	4(d)	4(d)	4(d)	4(d)
	(e) Normal school in the old system-----	5(e)	5(e)	5(e)	5(e)
	(f) Higher school or vocational school in the old system/higher normal school-----	6(f)	6(f)	6(f)	6(f)
	(g) University/Graduate school in the old system ---	7(g)	7(g)	7(g)	7(g)
After World War II	(h) Junior high school-----	8(h)	8(h)	8(h)	8(h)
	(i) High school -----	9(i)	9(i)	9(i)	9(i)
	(j) College of technology (Note)-----	10(j)	10(j)	10(j)	10(j)
	(k) 2-year college -----	11(k)	11(k)	11(k)	11(k)
	(l) University-----	12(l)	12(l)	12(l)	12(l)
	(m) Graduate school-----	13(m)	13(m)	13(m)	13(m)
	Don't know -----	14	14	14	14
Never-married/ Divorced-----	*	15	*	*	

Q58 Did you graduate from the school you attended last? Did you quit school? Are you still a student?

If the respondent is 1 graduated or 2 quit, ask age at graduation or dropout. If the respondent is 3 still a student, ask what year he/she is.

DOLSTSCH

- 1 Graduated
- 2 Quit
- 3 Still a student (Please specify grade)

(Only for respondents who said they had attended (i) high school, (j) college of technology, (k) 2-year college, (l) university, or (m) graduate school in Q57)

Q59-1[Hand Card48] What course did you take in your high school? Please answer a primary one in case you had more than two.

XHSSUB

- 1(a) General course 4(d) Agriculture-related course 7(g) Didn't go to high school
- 2(b) Industries-related course 5(e) Domestic-economy-related course 8 Don't know
- 3(c) Commerce-related course 6(f) Other courses (Please specify)



Q59-2[Hand Card49] What was the percentage of students who went on to universities or 2-year colleges in your high school?

XHSRATE

- 1(a) Almost everyone 4(d) About 20 to 30 percent
- 2(b) About 70 to 80 percent 5(e) Almost none
- 3(c) About half 6 Don't know

(To all respondents)

Q60-1 Have you ever attended a vocational or specialty school? (Do not include vocational schools in the old system or colleges of technology in the new system).

XSPSCH

1 Yes 2 No

Q60-2 Please tell us what course or field you took in that school.

Ask the last vocational or specialty school if the respondent has ever attended multiple schools.

XXSPSTDY

(fill in a specific name)

Q60-3[Hand Card50] Did you go to that school before or after _____ (Answer of "Respondent" in Q57)?

Remind the respondent of his/her answer in Q57 in case that he/she does not remember it.

WHNSPSCH

1 (a) Before 2(b) After 3(c) Around the same time

Q60-4[Hand Card51] How useful is the education you received in that school for your current job? If you do not currently have a job, please provide an answer as to the last primary job for which you got paid.

USFLSPS

1(a) Very useful 4(d) Hardly useful
2(b) Somewhat useful 5(e) Never had a job
3(c) Not very useful

Q60-5 Did you finish an upper secondary course in that school?

A diploma from an upper secondary course is regarded as an equivalent of a high school diploma.

DOSPSUSC

1 Yes 2 No

(Only for respondents who said they had attended (i) high school, (j) college of technology, (k) 2-year college, (l) university, or (m) graduate school in Q57)

Q61-1[Hand Card52] Is _____ (Answer of "Respondent" in Q57) that you have attended or are currently attending national, prefectural or municipal, or private?

Tell the respondent what he/she answered in Q57 if he/she does not remember it.

XUPUBLIC

1(a) National
2(b) Prefectural or municipal
3(c) Private
4 Don't know

Q61-2 [Hand Card53] Please tell us the department and the division in which you learned your major field of study in that school.

Fill in a specific name of the department and the division.

XXSCHDPT

--	--	--

"777"= other → fill in a specific name(_____)

(To all respondents)

Q62[Hand Card54] How useful is the education you received in _____ (Answer of "Respondent" in Q57) for your current job? If you do not currently have a job, please provide an answer as to the last primary job for which you got paid.

USFLLSTS

1(a) Very useful 4(d) Hardly useful
2(b) Somewhat useful 5(e) Never had a job
3(c) Not very useful

Q63 (Only for respondents who answered spouse's educational level for Q57)

Did your spouse graduate from the school he/she attended last? Did he/she quit school? Is he/she still a student?

If the respondent's spouse is 1 graduated or 2 quit, ask age at graduation or dropout. If the respondent's spouse is 3 still a student, ask what year he/she is.

SSDOLSTS

- 1 Graduated
- 2 Quit
- 3 Still a student (Please specify grade)

Q64 (Only for respondents who answered spouse's educational level for Q57)

Has your spouse ever attended a vocational or specialty school? (Do not include vocational schools in the old system or colleges of technology in the new system).

PSPSCH

- 1 Yes
- 2 No

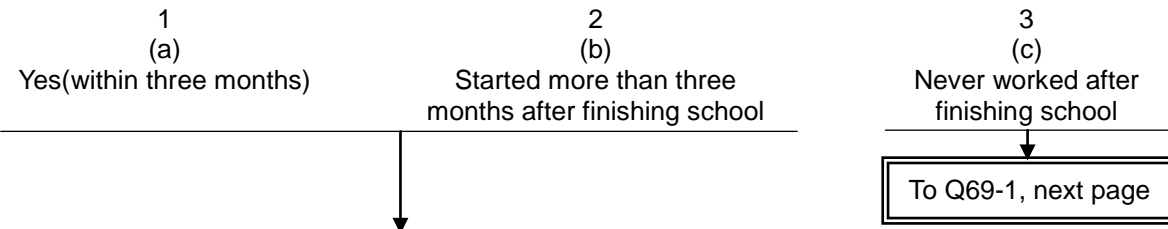
(To all respondents)

The following questions are about the first job you took after finishing your school.

If the respondent left school before graduation, ask about the first job he/she was engaged in after leaving school. Military service should be excluded, and, if any, ask about the first job he/she was engaged in after military service. If the respondent considers his/her job while attending school as his/her first job, please ask about it.

Q65[Hand Card55] Did you start working immediately after finishing school?

XGETJOB



Q66-1[Hand Card56] Which one of the categories best describes your first job?

Allow respondents to determine whether he/she is 2 (b) an executive or 3(c) a self-employed person. Government employees should also reply to all questions in Q59.

TP1STJB

- | | | | | | |
|----------|---|---------------|---------------|--------------------------|------------|
| 1
(a) | 2
(b) | 3
(c) | 4
(d) | 5
(e) | 6 |
| Employee | Executive of a company or a corporation | Self-employed | Family worker | Doing piece work at home | Don't know |

TP1STJBS

Q66-2 [Hand Card57] Which of the following best describes your employment status?

- 1(a) Regular employee
- 2(b) Part-time temporary worker
- 3(c) Dispatched worker from temporary personnel agency
- 4(d) Contract employee
- 5(e) Non-regular employee (Shokutaku)
- 6 Don't know

TPFSTJBP

Q66-3[Hand Card58] Which of the following post were you appointed?

- 1(a) No managerial post
- 2(b) Group leader, Foreman
- 3(c) Sub-section Head (or equivalent position) - *kakaricho*
- 4(d) Section Head, Manager (or equivalent position) - *kacho*
- 5(e) Department Head, General Manager (or equivalent position) - *bucho*
- 6(f) Other managerial post (Please specify)
- 7 Don't know

Q67 What kind of job did you do at your first workplace? Please give details. (e.g., elementary-school teacher, cram-school teacher, farmer, bus driver, automobile mechanic, supermarket cashier, accounting clerk at a bank, computer programmer, clerical staff member for a sales department, on-the-road salesperson of cosmetics, etc.).

XXFSTJB

(Please describe in detail.)

Q68[Hand Card58] How many people worked in the entire corporation or organization where you worked?
 Please answer the entire number of people in the corporation or organization. Also, please make sure to include all the working people such as family workers, non-regular employees, and yourself.
 Choose Government agency if receiving wages from the central government or local governments (public school teacher, firefighter, etc.). Government agency does not apply to public corporations.

SZSTFFST

- | | | |
|------------|--------------|-------------------------|
| 1(a) 1 | 5(e) 30-99 | 9(i) 1,000-1,999 |
| 2(b) 2-4 | 6(f) 100-299 | 10(j) 2,000-9,999 |
| 3(c) 5-9 | 7(g) 300-499 | 11(k) 10,000 or over |
| 4(d) 10-29 | 8(h) 500-999 | 12(l) Government agency |
| | | 13 Don't know |

(To all respondents)
 The following are questions about your marriage.

Q69-1 Have you ever got married? If so, how many times have you got married?

XMARRY

1	2	
I have married <input type="text"/> times.	I have never married.	This is the end of the survey. Thank you very much for your kind cooperation.
↓		
NUMMARRY		

Q69-2 How old were you when you got married? If you have married plural times, please answer for each.

AGE1MG	AGE2MG	AGE3MG	AGE4MG
1st time <input type="text"/> <input type="text"/> yrs	2nd time <input type="text"/> <input type="text"/> yrs	3rd time <input type="text"/> <input type="text"/> yrs	4th time <input type="text"/> <input type="text"/> yrs

This is the end of interview. Thank you very much for your kind cooperation.

[To be completed by interviewer]

F1. Was the respondent cooperative?

COOP

- | | | | |
|------------------|--------------------|----------------------|------------------------|
| 1 | 2 | 3 | 4 |
| Very cooperative | Rather cooperative | Rather uncooperative | Not cooperative at all |

F2. Did the respondent understand these questions well?

USTAND

- | | | | |
|-----------|-----------------|-------------------------|--------------------------|
| 1 | 2 | 3 | 4 |
| Very well | Relatively well | Had a little difficulty | Didn't understand at all |

F3. Which question(s) didn't the respondent seem to understand?

(Please describe in detail.)

F4. Others (Please write down anything you noticed.)

(Please describe in as much detail as possible about the provision of incentives, the respondent's reactions, etc.)

F5. What is the residential area of the respondent?

AREA

- 1 Area where a number of factories are located
- 2 Area where a number of stores and offices are located
- 3 Old residential area (residential area from the pre-war period)
- 4 New residential area (including new towns developed after the war)
- 5 Farming/fishing village
- 6 Other (_____)

F6-1 What is the type of the respondent's house?

TPHOUSE

- | | |
|------------|--|
| 1 Detached | 2 Housing complex (apartment, condominium, etc.) |
|------------|--|



F6-2 Does the entrance of the Housing complex lock automatically?

AUTOLOCK

- | | |
|-------|------|
| 1 Yes | 2 No |
|-------|------|

F7. Which did you proceed first, an interview or a self-administered questionnaire?

PROC

- | | |
|-------------------|---------------------------|
| 1 Interview first | 2 Self-administered first |
|-------------------|---------------------------|

F8. Do not forget to record interview time and duration of interview.

Duration of interview means the time spent for the interview and does not include time required for explanation or asking people for their cooperation.

DURATION

Time interview was held		Duration of interview
From ___:___ (a.m./p.m.)	To ___:___ (a.m./p.m.)	Approximately ___ minutes