



February, 2012  
JGSS-2012 Interview Questionnaire

JGSS Research Center, Osaka University of Commerce  
Joint Usage / Research Center for Japanese General Social Surveys  
Accredited by Minister of Education, Culture, Sports, Science and Technology

**Ninth International Comparative Survey on Values and Behavioral Patterns**

**IDUSE  
BLOCK  
PREF  
SIZE  
SIZE2K**

	Day of Visit		Time		Present			
1	Month	Day( )	Hr	Min	am / pm	Subject	Family only	Not present
2	Month	Day( )	Hr	Min	am / pm	Subject	Family only	Not present
3	Month	Day( )	Hr	Min	am / pm	Subject	Family only	Not present
4	Month	Day( )	Hr	Min	am / pm	Subject	Family only	Not present
5	Month	Day( )	Hr	Min	am / pm	Subject	Family only	Not present
6	Month	Day( )	Hr	Min	am / pm	Subject	Family only	Not present
7	Month	Day( )	Hr	Min	am / pm	Subject	Family only	Not present
8	Month	Day( )	Hr	Min	am / pm	Subject	Family only	Not present
9	Month	Day( )	Hr	Min	am / pm	Subject	Family only	Not present
10	Month	Day( )	Hr	Min	am / pm	Subject	Family only	Not present

Collection Status
<p><b>Interview</b></p> <p>1 Completed <b>DATE</b> ( mm dd) <b>MONTH DAY</b></p> <p>2 Not completed</p>
<p><b>Self-administered questionnaire</b></p> <p>1 Completed <b>DATEB</b> ( mm dd) <b>MONTHB DAYB</b></p> <p>2 Not completed</p> <p>Be sure to fill in the next page if either of the interview or the self-administered questionnaire was not completed</p>
<p>Date / time planned to collect self-administered questionnaire</p>

Record all visits until able to meet with the subject.  
(Up to ten visits).  
All attempts to meet with the subject must be made over a period of four days.  
(If multiple visits are made on the same day this counts as one day, but this is not to prohibit same-day visits).

**SEXA  
DOBYEAR  
AGEB  
MARC  
FORM**

This page must be filled in if either the interview or the self-administered questionnaire was not completed.

N1. The date when collecting the questionnaires was found to be impossible

Month     Day    1 am     Hr.     Min.  
 2 pm

N2. The type of the subject's house

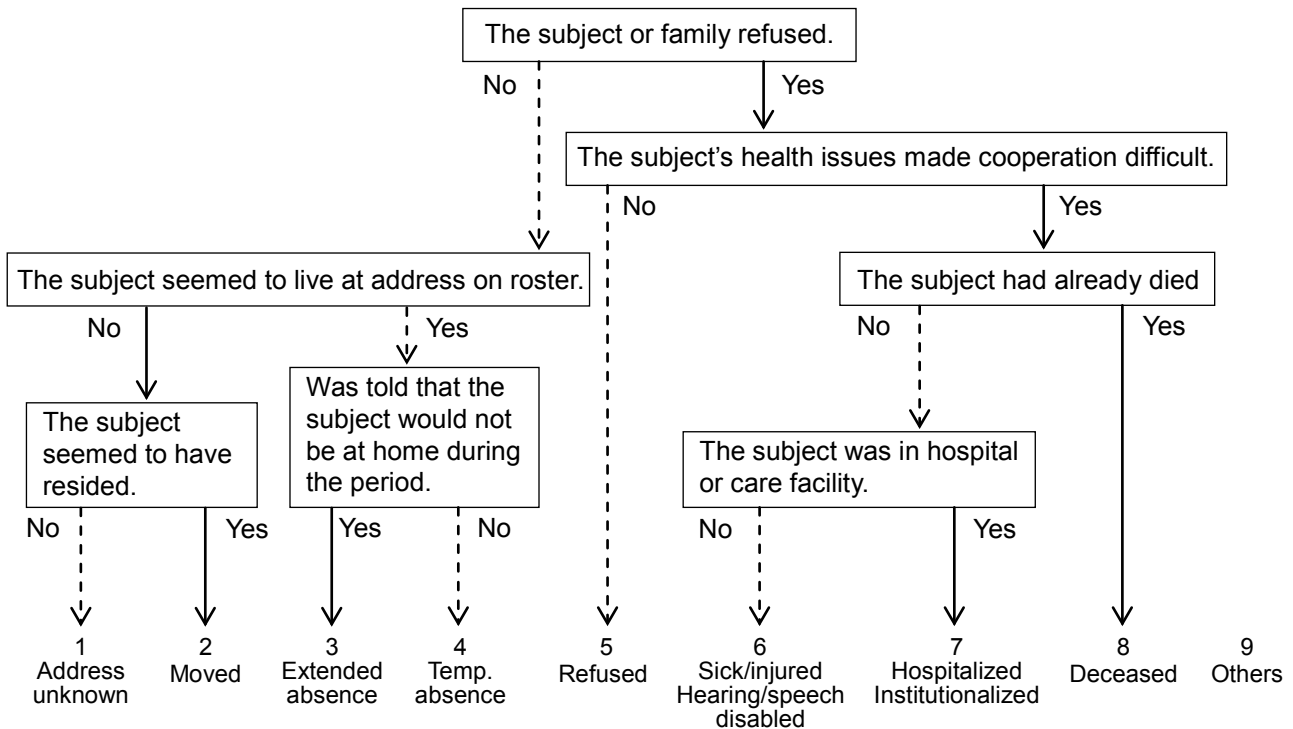
- 1 Detached      2 Housing complex (apartment, condominium, etc.)      3 Unknown

↓

N2-2. Does the entrance of the housing complex lock automatically?

1 Yes      2 No

N3. The reason collecting the questionnaires was impossible



Classify the reason according to the flow chart above.  
 If result is suspicious or unusual, circle "9 Others" and enter comments in the box below.

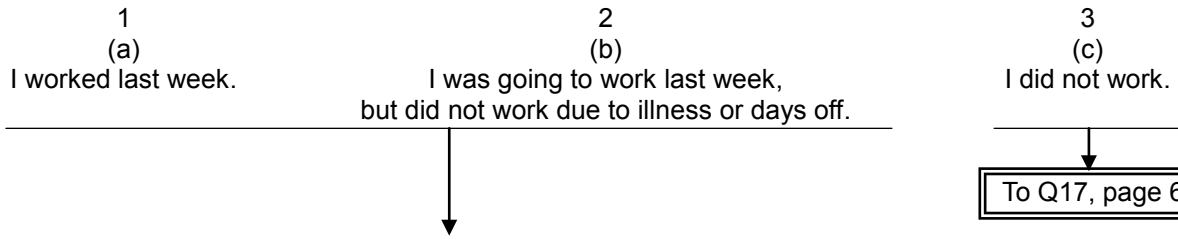
Transcribe number circled here to the "Reason for nonresponse" box on the subject roster.

N4. Detailed circumstances surrounding impossibility of completing questionnaire (please provide sufficient detail if events are complicated).

**The following are the questions regarding your job.**

Q1[Hand Card1] Did you have a paying job last week, or did you plan to work last week? Choose from below.

**XJOB1WK**



Q2 How many total hours did you work last week, including overtime? If you have two or more jobs, please provide two answers: the hours for your main job and the hours for all other side-jobs.

Have the respondent answer the actual number of working hours, including unpaid overtime.

If the respondent has no side-jobs, enter zero (0) for the number of side-job hours.

If the respondent did not work last week due to illness or days off, have the respondent answer according to normal circumstances.

	<b>XJOBHWK</b>		<b>SZSJBHWK</b>	
Weekly total for main job		hour(s)	Weekly total for side-jobs	
				hour(s)

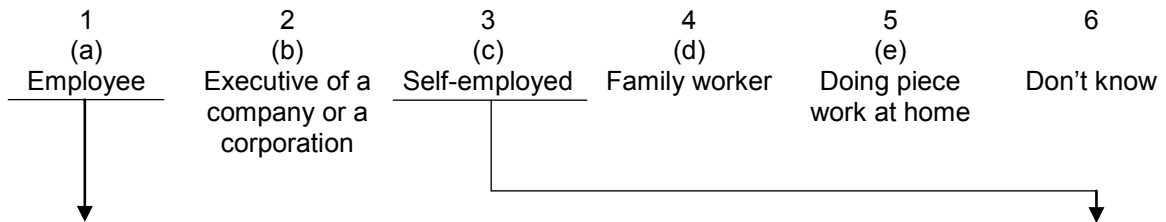
You will be asked a few details about your job. If you have two or more jobs, please answer concerning your main job.

Q3-1[Hand Card2] Which one of the following categories best describes your job?

Allow the respondent to determine whether he/she is 2 (b) an executive or 3 (c) a self-employed person.

Government employees should also reply to all questions in Q3.

**TPJB**



<p><b>TPJBS</b> Q3-2 [Hand Card3] Which of the following best describes your employment status?</p> <p>1(a) Regular employee</p> <p>2(b) Part-time temporary worker</p> <p>3(c) Dispatched worker from temporary personnel agency</p> <p>4(d) Contract employee</p> <p>5(e) Non-regular employee (<i>Shokutaku</i>)</p> <p>6 Don't know</p>	<p><b>TPJOBP</b> Q3-3[Hand Card4] Which of the following post are you now appointed?</p> <p>1(a) No managerial post</p> <p>2(b) Group leader, Foreman</p> <p>3(c) Sub-section Head (or equivalent position) - <i>kakaricho</i></p> <p>4(d) Section Head, Manager (or equivalent position) - <i>kacho</i></p> <p>5(e) Department Head, General Manager (or equivalent position) - <i>bucho</i></p> <p>6(f) Other managerial post (Please specify )</p> <p>7 Don't know</p>	<p><b>TPJBSE</b> Q3-4 Do you hire employees (including part-time temporary workers) other than your family members?</p> <p>1 Yes</p> <p>2 No</p>
---	---	--

Q4-1[Hand card5] How long on the average does it take from your residence to your workplace?

**DOCMT**

**SZCMTTL**

1 (a)	2 (b)	3 (c)
hour(s)	Residence and workplace are the same.	Workplace varies depending on the days.

About  **SZCMTHR**  **SZCMTMIN** minute(s)

↓

Q4-2 [Hand card 6] What is your means of transportation to your workplace? Choose all that apply.

- CMTWALK** 1(a) On foot
- CMTBCYL** 2(b) Bicycle
- CMTMCYL** 3(c) Motorcycle
- CMTBUS** 4(d) Bus
- CMTTRAIN** 5(e) Train
- CMTCAR** 6(f) Car
- CMTBOAT** 7(g) Ship/Boat
- CMTETC** 8(h) Others

Q5[Hand Card7] Which category below does your workplace belong to?

Choose Government agency if receiving wages from the central government or local governments (public school teacher, firefighter, etc.). Government agency does not apply to public corporations.

**TP4WPLA**

- 1(a) Government agency
- 2(b) Independent establishment (No branch offices, factories or stores exist.)
- 3(c) Branch establishment (Headquarters or main store exists in another place.)
- 4(d) Headquarters or main establishment (Branch offices, factories or stores exist in other places.)
- 5 Don't know

Q6 What kind of business is your workplace (establishment such as factory, office, store or hospital) engaged in? Please give details (e.g., selling vegetables, manufacturing automobiles, operating an inn, operating a branch of a bank, etc.).

**XXWPL**

(Please describe in detail. Company name alone is not acceptable.)

Q7 What kind of job do you usually do? Please give details (e.g., elementary school teacher, cram-school teacher, farmer, bus driver, automobile mechanic, supermarket cashier, accounting clerk at a bank, computer programmer, clerical staff member for a sales department, on-the-road sales person of cosmetics, etc.).

**XXJOB**

**XXJOBE** (Please describe in detail.)

Q8 How many days did you do the job last week?

If the respondent did not work last week due to illness or days off, have him/her answer according to normal circumstances.

**XJOBDWK**

day(s)/week

Q9 Normally, how long are you supposed to work per week? Please answer your scheduled work hours set by regulation or contract. If you are self-employed, please answer approximate work hours you set.

**XJBSCH**

Weekly total set at   hour(s)

Q10 How many years have you been working for the corporation or organization you currently work at? If you are self-employed, give the number of years self-employed.

**XJOBYR**

--	--

year(s) Please enter zero (0) in the column if the respondent has worked for less than a year.

Q11[Hand Card8] How many people work in the entire corporation or organization where you work? Please answer the entire number of people in the corporation or organization. Also, please make sure to include all the working people such as family workers, non-regular employees, and yourself.

Choose Government agency if receiving wages from the central government or local governments (public school teacher, firefighter, etc.). Government agency does not apply to public corporations.

**SZTTLSTA**

- |              |                         |
|--------------|-------------------------|
| 1(a) 1       | 7(g) 300-499            |
| 2(b) 2-4     | 8(h) 500-999            |
| 3(c) 5-9     | 9(i) 1,000-1,999        |
| 4(d) 10-29   | 10(j) 2,000-9,999       |
| 5(e) 30-99   | 11(k) 10,000 or over    |
| 6(f) 100-299 | 12(l) Government agency |
|              | 13 Don't know           |

Q12[Hand card9] Do you belong to a labor union? Choose from below.

**JOINUNI**

- |   |   |                                       |            |
|---|---|---------------------------------------|------------|
| 1<br>(a)  | 2<br>(b)  | 3<br>(c)                              | 4          |
| I am a member of a labor union at my workplace. | I am a member of a labor union outside of my workplace. | I am not a member of any labor union. | Don't know |

Q13[Hand Card10] On the whole, how satisfied are you with the (main) job you have? Choose from below.

**ST5JOB**

- |           |                    |                                    |                       |              |            |
|-----------|--------------------|------------------------------------|-----------------------|--------------|------------|
| 1<br>(a)  | 2<br>(b)           | 3<br>(c)                           | 4<br>(d)              | 5<br>(e)     | 6          |
| Satisfied | Somewhat satisfied | Neither satisfied nor dissatisfied | Somewhat dissatisfied | Dissatisfied | Don't know |

Q14[Hand Card11] Are you considering quitting your current job (your business)?

**WLKEEPJA**

- |   |                                      |                                       |            |
|---|--------------------------------------|---------------------------------------|------------|
| 1<br>(a)                                      | 2<br>(b)                             | 3<br>(c)                              | 4          |
| I am considering quitting in the near future. | I am not considering quitting (now). | I am not considering quitting at all. | Don't know |

Q15[Hand Card12] Thinking about the next 12 months, how likely do you think it is that you will lose your job or be laid off?

Include cases where self-employed people lose their jobs due to bankruptcy, etc.

**OP4UNEMP**

- |             |               |                |                   |            |
|-------------|---------------|----------------|-------------------|------------|
| 1<br>(a)    | 2<br>(b)      | 3<br>(c)       | 4<br>(d)          | 5          |
| Very likely | Fairly likely | Not too likely | Not at all likely | Don't know |

Q16[Hand Card13] If you lose your current job, about how easy would it be for you to find a new job with another employer with approximately the same income and fringe benefits you now have?

**OP3NEWJB**

- |           |               |                 |            |
|-----------|---------------|-----------------|------------|
| 1<br>(a)  | 2<br>(b)      | 3<br>(c)        | 4          |
| Very easy | Somewhat easy | Not easy at all | Don't know |

↓  
To Q24, page 7

For those who are not currently working

Q17[Hand Card14] Which category below have you belonged to during the last week?

**TP5UNEMP**

- 1(a) Unemployed
- 2(b) Retired/Not working due to old age
- 3(c) Student
- 4(d) Mainly engaged in housework
- 5(e) Unable to work due to a mental or physical problem
- 6(f) Other( )
- 7 Don't know

Q18 Have you ever had any paying job?

**XWORK**

1 Yes  
↓

2 No

→ To Q24, page 7

You will be asked a few details about your last main paying job.

Q19 How old were you when you quit your last main job?

**AGESTPWK**

years old

Q20[Hand Card 15] What was the main reason why you quit your last main job?

**XXSTPJB**

- 1(a) I reached the mandatory retirement age.
- 2(b) I retired early, by choice.
- 3(c) I retired early, not by choice.
- 4(d) I could not work due to health reasons.
- 5(e) My workplace shut down.
- 6(f) I was dismissed.
- 7(g) My term of employment or contract ended.
- 8(h) I was not satisfied with the work or working conditions.
- 9(i) I wanted to open a new business or change my job.
- 10(j) I had to provide nursing care to a family member.
- 11(k) I married.
- 12(l) I gave birth or could not combine my job with raising children.
- 13(m) Other ( )
- 14 Don't know

Q 21-1 [Hand Card16] Which one of the following categories best describes your last job?

Allow the respondent to determine whether he/she is 2 (b) an executive or 3 (c) a self-employed person.  
Government employees should also reply to all questions in Q21.

**TPLSTJB**

- |          |   |               |               |                             |            |
|----------|---|---------------|---------------|-----------------------------|------------|
| 1<br>(a) | 2<br>(b)                                      | 3<br>(c)      | 4<br>(d)      | 5<br>(e)                    | 6          |
| Employee | Executive of a<br>company or a<br>corporation | Self-employed | Family worker | Doing piece<br>work at home | Don't know |

**TPLSTJBS**

Q21-2[Hand Card17] Which of the following best describes your last employment status?

- 1(a) Regular employee
- 2(b) Part-time temporary worker
- 3(c) Dispatched worker from temporary personnel agency
- 4(d) Contract employee
- 5(e) Non-regular employee (*Shokutaku*)
- 6 Don't know

**TPLSTJBP**

Q21-3[Hand Card18] Which of the following post were you appointed?

- 1(a) No managerial post
- 2(b) Group leader, Foreman
- 3(c) Sub-section Head (or equivalent position) -*kakaricho*
- 4(d) Section Head, Manager (or equivalent position) -*kacho*
- 5(e) Department Head, General Manager (or equivalent position) -*bucho*
- 6(f) Other managerial post (Please specify )
- 7 Don't know

→

Q22 What kind of job did you usually do? Please give details (e.g., elementary school teacher, cram-school teacher, farmer, bus driver, automobile mechanic, supermarket cashier, accounting clerk at a bank, computer programmer, clerical staff member for a sales department, on-the-road sales person of cosmetics, etc.).

**XXLSTJB**

**XXLSTJBE**

(Please describe in detail.)

**Q23[Hand Card19]** How many people worked in the entire corporation or organization where you worked?  
 Please answer the entire number of people in the corporation or organization. Also, please make sure to include all the working people such as family workers, non-regular employees, and yourself.  
 Choose Government agency if receiving wages from the central government or local governments (public school teacher, firefighter, etc.). Government agency does not apply to public corporations.

**SZSTFLS**

- 1(a) 1
- 2(b) Small company (2-29)
- 3(c) Medium-sized company (30-299)
- 4(d) Large Company (300-999)
- 5(e) Major company (1,000 or more employees)
- 6(f) Government agency
- 7 Don't know

To all respondents

**Q24** Are you looking for a job now?

**DOLOOKJB**

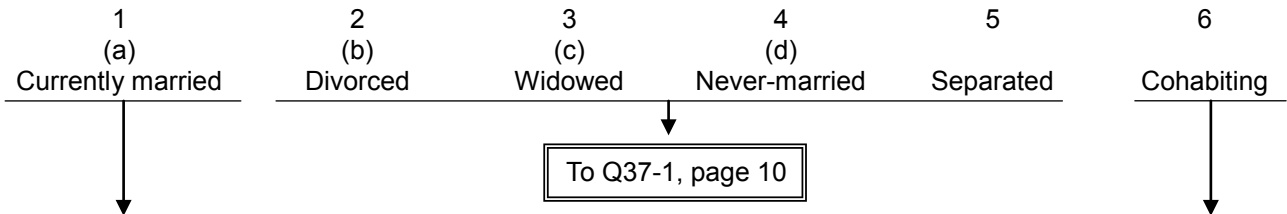
- 1 Yes
- 2 No

You will now be asked questions regarding your family.

**Q25[Hand Card20]** Are you married?

Leave the answer to the respondent. But if asked, reply that an unregistered common-law marriage should be included. Put a mark on 5 or 6 only when the respondent dared to answer so.  
 For the following questions, an unregistered common-law marriage and cohabiting should be treated as married.

**DOMARRY**



**Q26-1[Hand Card21]** Did your spouse have any paying job in the last week? Choose from below.

**SSJB1WK**

- 1  
(a)  
He/she worked last week.
- 2  
(b)  
He/she was going to work last week, but did not work due to illness or days off.
- 3  
(c)  
He/she did not work.

**Q26-2[Hand Card22]** Which category below has your spouse belonged to during the last week?

**SSTPUNEM**

- 1(a) Unemployed
- 4(d) Mainly engaged in housework
- 2(b) Retired/ Not working due to old age
- 5(e) Unable to work due to a mental or physical problem
- 3(c) Student
- 6(f) Other ( )
- 7 Don't know

To Q35, page 9

**Q27** How many total hours did your spouse work last week, including overtime? If he/she has two or more jobs, please provide two answers: the hours for his/her main job and the hours for all other side-jobs.  
 If the spouse has no side-jobs, enter zero (0) for the number of side-job hours.  
 If the spouse did not work last week due to illness or days off, have the respondent answer according to normal circumstances.

**SSJBHRWK** Weekly total for main job  hour(s)

**SSSJBHWK** Weekly total for side-jobs  hour(s)

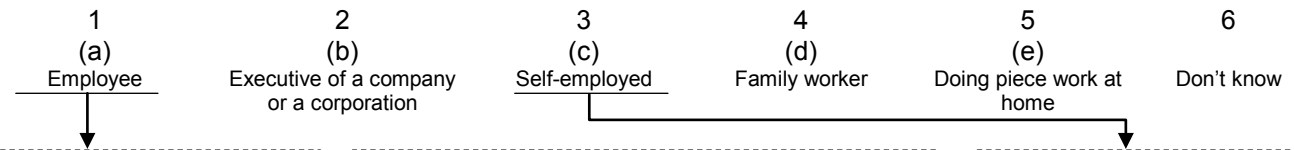
You will be asked for a few details regarding your spouse's job. If he/she has two or more jobs, please answer concerning his/her main job.

Q28-1[Hand Card23] Which one of the categories best describes your spouse's job?

Respondents whose spouses are government employees should also reply to all questions in Q28.

Allow the respondent to determine whether he/she is 2(b) an executive or 3(c) a self-employed person.

**SSTPJB**



**SSTPJBS**

Q28-2[Hand Card24] Which of the following best describes your spouse's employment status?

- 1(a) Regular employee
- 2(b) Part-time temporary worker
- 3(c) Dispatched worker from temporary personnel agency
- 4(d) Contract employee
- 5(e) Non-regular employee (*Shokutaku*)
- 6 Don't know

**SSTPJOBP**

Q28-3[Hand Card25] Which of the following post is he/she now appointed?

- 1(a) No managerial post
- 2(b) Group leader, Foreman
- 3(c) Sub-section Head (or equivalent position) - *kakaricho*
- 4(d) Section Head, Manager (or equivalent position) - *kacho*
- 5(e) Department Head, General Manager (or equivalent position) - *bucho*
- 6(f) Other managerial post (Please specify )
- 7 Don't know

**SSTPJBSE**

Q28-4 Does your spouse hire employees (including part-time temporary workers) other than your family members?

- 1 Yes
- 2 No

Q29 What kind of business is your spouse's workplace engaged in? Please give details (e.g., selling vegetables, manufacturing automobiles, operating an inn, operating a branch of a bank, etc.).

**SSXXHQX**

(Please describe in detail. Company name alone is not acceptable.)

Q30 What kind of job does your spouse usually do? Please give details (e.g., elementary school teacher, cram-school teacher, farmer, bus driver, automobile mechanic, supermarket cashier, accounting clerk at a bank, computer programmer, clerical staff member for a sales department, on-the-road sales person of cosmetics, etc.).

**SSXXJOB**

**SSXXJOBE**

(Please describe in detail.)

Q31 How many days did your spouse do the job last week?

If the spouse did not work last week due to illness or days off, have the respondent answer according to normal circumstances.

**SSJBDWK**

day(s)/week



Q32 Normally, how long is your spouse supposed to work per week? Please answer his/her scheduled work hours set by regulation or contract. If he/she is self-employed, please answer approximate work hours he/she sets.

**SSXJBSCH** Weekly total set at  hour(s)

Q33 How many years has your spouse been working for the corporation or organization he/she currently works at? (If he/she is self-employed, give the number of years self-employed.)

**SSSZWKYR**  year(s) Please enter zero (0) in the column if the spouse has worked for less than a year.

Q34[Hand Card26] How many people work in the entire corporation or organization where your spouse works? Please answer the entire number of people in the corporation or organization. Also, please make sure to include all the working people such as family workers, non-regular employees, and him/herself. Choose Government agency if receiving wages from the central government or local governments (public school teacher, firefighter, etc.). Government agency does not apply to public corporations.

- SSSZSTFA**
- |              |                         |
|--------------|-------------------------|
| 1(a) 1       | 7(g) 300-499            |
| 2(b) 2-4     | 8(h) 500-999            |
| 3(c) 5-9     | 9(i) 1,000-1,999        |
| 4(d) 10-29   | 10(j) 2,000-9,999       |
| 5(e) 30-99   | 11(k) 10,000 or over    |
| 6(f) 100-299 | 12(l) Government agency |
|              | 13 Don't know           |

For respondents who have a spouse

Q35 Please tell us the age of your spouse.

**SPAGEX**  yrs. old

Q36 Do you live with your spouse?

**SPLVTG**

1
2
3  
Living together
Not living together
Not living together  

(because of work circumstances)
(for other reasons)

To all respondents

Q37-1 Are your father and/or mother alive? If so, do you live with them?

Leave it to the respondent to judge whether two households live together, but if he/she is unsure, tell him/her to "choose 'living together' if you use the same kitchen."

Q37-2 Please tell us the age of your father and/or mother.

Q37-3[Hand Card27] What are your father's and/or mother's marital status?

Q37-4 Are your father and/or mother currently working for pay?

	Q37-1 Living together /not living together /deceased	Q37-2 Age Leave blank if deceased	Q37-3[Hand Card27] Marital status Leave blank if deceased	Q37-4 Is he/she currently working for pay? Leave blank if deceased
Father	<b>PPLVTG</b> 1 Living together 2 Not living together 3 Deceased	<b>PPAGE</b> <input style="width: 50px; height: 20px;" type="text"/> yrs old	<b>PPMG</b> 1(a) Married 2(b) Divorced 3(c) Widowed 4(d) Never married	<b>PPJOB</b> 1 Yes 2 No
Mother	<b>MMLVTG</b> 1 Living together 2 Not living together 3 Deceased	<b>MMAGE</b> <input style="width: 50px; height: 20px;" type="text"/> yrs old	<b>MMMGM</b> 1(a) Married 2(b) Divorced 3(c) Widowed 4(d) Never married	<b>MMJOB</b> 1 Yes 2 No

Q38-1 How many children have you had? Please include those who have left home and are deceased.

Should none of them apply, enter zero (0). If they ask about adopted or stepchildren, have them include those children.

**CCNUMTTL**

child(ren)

(If there are six or more children, use supplementary sheet.)

You will be now asked questions regarding your children.

Q38-2 What is the sex of each child?

Q38-3 Is the child alive? If so, do you live with the child?

Q38-4 How old is the child?

Q38-5[Hand Card27] What is the child's marital status?

Q38-6 Is the child currently working for pay?

	CC**SEX	CC**LVTG	CC**AGE	CC**MG	CC**JOB
	Q38-2 Sex	Q38-3 Living together / notliving together / deceased	Q38-4 Age Leave blank if deceased	Q38-5[Hand Card27] Marital status Leave blank if deceased	Q38-6 Is he/she currently working for pay? Leave blank if deceased
First child	1 Male 2 Female	1 Living together 2 Not living together 3 Deceased	<input style="width: 50px; height: 20px;" type="text"/> yrs old	1(a) Married 2(b) Divorced 3(c) Widowed 4(d) Never married	1 Yes 2 No
Second child	1 Male 2 Female	1 Living together 2 Not living together 3 Deceased	<input style="width: 50px; height: 20px;" type="text"/> yrs old	1(a) Married 2(b) Divorced 3(c) Widowed 4(d) Never married	1 Yes 2 No
Third child	1 Male 2 Female	1 Living together 2 Not living together 3 Deceased	<input style="width: 50px; height: 20px;" type="text"/> yrs old	1(a) Married 2(b) Divorced 3(c) Widowed 4(d) Never married	1 Yes 2 No
Fourth child	1 Male 2 Female	1 Living together 2 Not living together 3 Deceased	<input style="width: 50px; height: 20px;" type="text"/> yrs old	1(a) Married 2(b) Divorced 3(c) Widowed 4(d) Never married	1 Yes 2 No
Fifth child	1 Male 2 Female	1 Living together 2 Not living together 3 Deceased	<input style="width: 50px; height: 20px;" type="text"/> yrs old	1(a) Married 2(b) Divorced 3(c) Widowed 4(d) Never married	1 Yes 2 No

**Code List**

Use the codes for foster parents, stepparents, adopted children and stepchildren in the same way as natural parents and children.

00 Respondent himself/herself	11 Oldest son	21 Oldest daughter	30 Grandson	40 Father	50 Older brother	60 Grandfather
01 Husband	12 Second son	22 Second daughter	31 Granddaughter	41 Mother	51 Younger brother	61 Grandmother
02 Wife	13 Third son	23 Third daughter		42 Father-in-law (Father of spouse)	52 Older sister	62 Grandfather-in-law (Grandfather of spouse)
	14 Wife of the oldest son	24 Husband of the Oldest daughter		43 Mother-in-law (Mother of spouse)	53 Younger sister	63 Grandmother-in-law (Grandmother of spouse)
	15 Wife of the second son	25 Husband of the second daughter				
	16 Wife of the third son	26 Husband of the third daughter				
						97 Others/ Missing
						99 No answer

**Q39-1** Up to now you were asked about your spouse, parents, and children. Are you living together with any other people? Those people include your children's' spouses, your grandchildren, your brothers and sisters, your spouses' parents. If so, please indicate how many.  
Should none of them apply, enter zero (0). Include the adopted and stepchildren in the children of Q38.

**SZFFOTHR**   members (If there are five or more family members, use supplementary sheet.)

**Q39-2** Please tell us their relationship to you, their sex, and their ages.

See the "Table of relationship codes" and enter the code in the "" box addition to the specifics.  
Note that this is the relationship from the respondent's point of view.

Relationship with the respondent	Code	Sex	Age
(1) _____	<input type="text"/> <input type="text"/>	1 Male 2 Female	<input type="text"/> <input type="text"/> <input type="text"/> yrs old
(2) _____	<input type="text"/> <input type="text"/>	1 Male 2 Female	<input type="text"/> <input type="text"/> <input type="text"/> yrs old
(3) _____	<input type="text"/> <input type="text"/>	1 Male 2 Female	<input type="text"/> <input type="text"/> <input type="text"/> yrs old
(4) _____	<input type="text"/> <input type="text"/>	1 Male 2 Female	<input type="text"/> <input type="text"/> <input type="text"/> yrs old

**Q40** How many people do you live together with excluding yourself?

Confirm that the number of persons living together is equal to a spouse living together + parents living together + children living together + other persons living together.

**SZFFONLY**  Persons living together:  Persons + Yourself (one person) = Total **SZFFTTL**  people

**Q41** Who is the head of your household? Please answer in terms of relationship to you such as myself, husband, husband's mother, etc.

Enter the code under "" in addition to the specifics about their relationship. Have the respondent necessarily narrow it down to one person whom they regard as the head of household regardless of the family register.

**FFHEAD** \_\_\_\_\_  Code

**Q42-1** Are there any family members who are temporarily living separately, due to the sorts of reasons given here? (show [Hand Card28]) For example, it includes "job transfer" and "attending a college away from hometown." If there are any, please state the number of such family members.

Should none of them apply, enter zero (0) and continue to Q43. Do not include children who have married and live elsewhere.

**SZFFOUT**  members (If there are five or more family members, use supplementary sheet.)

**Q42-2** Please tell us each family member who is temporarily living separately.

	Family member temporarily living separately (1)	Family member temporarily living separately (2)	Family member temporarily living separately (3)	Family member temporarily living separately (4)
<b>FFO**REL</b> A What is his/her relationship to you? Enter the code in the " <input type="text"/> <input type="text"/> " box in addition to the specifics.	_____ <input type="text"/> <input type="text"/>	_____ <input type="text"/> <input type="text"/>	_____ <input type="text"/> <input type="text"/>	_____ <input type="text"/> <input type="text"/>
<b>FFO**WHY</b> [Hand Card28] B What is the main reason for not living with you?	1(a) For your work 2(b) For your schoolwork 3(c) For the family member's work 4(d) For the family member's school work 5(e) For the family member's hospitalization for a long period 6(f) For the family member's living at a nursing home/ care center for the elderly, etc 7(g) Other ( )	1(a) For your work 2(b) For your schoolwork 3(c) For the family member's work 4(d) For the family member's school work 5(e) For the family member's hospitalization for a long period 6(f) For the family member's living at a nursing home/ care center for the elderly, etc 7(g) Other ( )	1(a) For your work 2(b) For your schoolwork 3(c) For the family member's work 4(d) For the family member's school work 5(e) For the family member's hospitalization for a long period 6(f) For the family member's living at a nursing home/ care center for the elderly, etc 7(g) Other ( )	1(a) For your work 2(b) For your schoolwork 3(c) For the family member's work 4(d) For the family member's school work 5(e) For the family member's hospitalization for a long period 6(f) For the family member's living at a nursing home/ care center for the elderly, etc 7(g) Other ( )

Q43-1[Hand Card29] What are your sources of financial support? Choose all items that apply.

Q43-2[Hand Card29] Which is your main source of income?

If only one item applies in Q43-1, circle the same item in Q43-2.

		Q43-1 Circle <u>all</u> that apply.	<b>INCMAIN</b> Q43-2 Circle the largest source of income.
<b>INCSELF</b>	Your own income	1(a)	1(a)
<b>INCSP</b>	Spouse or partner's income	2(b)	2(b)
<b>INCPAR</b>	Parents' income	3(c)	3(c)
<b>INCFAM</b>	Income from family members other than your spouse or parents	4(d)	4(d)
<b>INCPEN</b>	Pension	5(e)	5(e)
<b>INCUEB</b>	Unemployment benefits	6(f)	6(f)
<b>INCSAVE</b>	Savings	7(g)	7(g)
<b>INCSOC</b>	Social welfare benefits	8(h)	8(h)
<b>INCIRR</b>	Occasional work	9(i)	9(i)
<b>INCRENT</b>	Rent income	10(j)	10(j)
<b>INCOTHER</b>	Other ( )	11(k)	11(k)
<b>INCNOKN</b>	Don't know	12	12

Q44[Hand card30] If we were to divide the contemporary Japanese society into the following ten strata, which would you say you belong to?

**OP10LVL**

Top      1      2      3      4      5      6      7      8      9      10      Bottom

Q45[Hand card31] Which one of the following best describes the area you currently live? Choose one that apply.

**SIZEHMT**

1 (a) A big city	2 (b) The suburbs or outskirts of a big city	3 (c) A town or a small city	4 (d) A country village	5 (e) A farm or home in the country
------------------------	---	---------------------------------------	----------------------------------	--

Q46-1[Hand Card32] Which one of the following best describes your annual household income last year?  
Please answer the income before deducting taxes. Include income not only from your jobs, but also from all other sources such as stock shares, pensions, and real estate.

Q46-2[Hand Card32] How much did you earn last year? Include income from sources other than your jobs.

Q46-3 Only for respondents who are working[Hand Card32]How much did you earn only from your main job last year?

Ask this question of only those who replied either 1(a) 'I worked last week' or 2(b) 'I was going to work last week, but did not work' to Q1. If the respondent answered 3(c) 'I did not work,' choose 23 for Q46-3 and continue to Q46-4.

Q46-4 Only for respondents who currently have a spouse[Hand Card32] How much did your spouse earn last year? Include income from sources other than his/her jobs.

Ask this question of only those who replied either 1(a) "Currently married" or 6 "Cohabiting" for Q25. If the respondent answered something else for Q25, choose 22 for Q46-4 and Q46-5 and continue to Q47.

Q46-5 Only for respondents whose spouses are working[Hand Card32] How much did your spouse earn only from his/her main job last year?

Ask this question of only those who replied either 1(a) 'He/she worked last week' or 2(b) 'He/she was going to work last week, but did not work' to Q26-1. If the respondent answered 3(c) 'He/she did not work,' choose 23 for Q46-5 and continue to Q47.

	SZHSINCM Q46-1 Household ↓	SZINCOMA Q46-2 Respondent ↓	SZINCOMX Q46-3 Respondent's main job ↓	SSSZINCA Q46-4 Spouse ↓	SSSZINCM Q46-5 Spouse's main job ↓
None	1(a)	1(a)	1(a)	1(a)	1(a)
Less than 700,000 yen	2(b)	2(b)	2(b)	2(b)	2(b)
700,000 yen - 1 million yen	3(c)	3 (c)	3(c)	3(c)	3(c)
1 million yen - 1.3 million yen	4(d)	4(d)	4(d)	4(d)	4(d)
1.3 million yen - 1.5 million yen	5(e)	5(e)	5(e)	5(e)	5(e)
1.5 million yen - 2.5 million yen	6(f)	6(f)	6(f)	6(f)	6(f)
2.5 million yen - 3.5 million yen	7(g)	7(g)	7(g)	7(g)	7(g)
3.5 million yen - 4.5 million yen	8(h)	8(h)	8(h)	8(h)	8(h)
4.5 million yen - 5.5 million yen	9(i)	9(i)	9(i)	9(i)	9(i)
5.5 million yen - 6.5 million yen	10(j)	10(j)	10(j)	10(j)	10(j)
6.5 million yen - 7.5 million yen	11(k)	11(k)	11(k)	11(k)	11(k)
7.5 million yen - 8.5 million yen	12(l)	12(l)	12(l)	12(l)	12(l)
8.5 million yen - 10 million yen	13(m)	13(m)	13(m)	13(m)	13(m)
10 million yen - 12 million yen	14(n)	14(n)	14(n)	14(n)	14(n)
12 million yen - 14 million yen	15(o)	15(o)	15(o)	15(o)	15(o)
14 million yen - 16 million yen	16(p)	16(p)	16(p)	16(p)	16(p)
16 million yen - 18.5 million yen	17(q)	17(q)	17(q)	17(q)	17(q)
18.5 million yen - 23 million yen	18(r)	18(r)	18 (r)	18 (r)	18(r)
23 million yen or over	19(s)	19(s)	19 (s)	19 (s)	19(s)
Don't want to state the income	20	20	20	20	20
Don't know	21	21	21	21	21
Don't have a spouse	*	*	*	22 --->	22
Don't work	*	*	23	*	23

Q47-1 How many brothers and sisters do you have? Please include those who are deceased.

If the respondent has no brothers or sisters, enter zero (0). It should be left to the respondent to determine who to include as his/her brothers and sisters.

Your brothers and sisters

<b>XNUMBROE</b>	<b>XNUMSISE</b>	<b>XNUMBROY</b>	<b>XNUMSISY</b>
Older brothers	Older sisters	Younger brothers	Younger sisters

Q47-2 How many brothers and sisters does your spouse have? Please include those who are deceased.

Ask for answers even if the spouse is deceased, but not of never-married or divorced respondents. If the spouse has no brothers or sisters, enter zero (0).

Spouse's brothers and sisters

<b>XSSNBROE</b>	<b>XSSNSISE</b>	<b>XSSNBROY</b>	<b>XSSNSISY</b>
Older brothers	Older sisters	Younger brothers	Younger sisters

You will be now asked questions on your childhood.

Q48-1 Where did you live when you were 15 years old? Please state the name of the prefecture.

If outside Japan, have them write "Foreign" and answer all of Q48.

**PREF15**

(Name of the prefecture)

Code No need to fill in

Q48-2[Hand Card33] Which one of the following best describes that area at that time?

**TP5LOC15**

- |            |                            |      |         |
|------------|----------------------------|------|---------|
| 1          | 2                          | 3    | 4       |
| (a)        | (b)                        | (c)  | (d)     |
| Large city | Small to medium sized city | Town | Village |

Q48-3 Was it a farming or fishing village?

**REMOTE15**

- |     |    |
|-----|----|
| 1   | 2  |
| Yes | No |

Q49-1[Hand card34] Which one of the categories best describes your father's job when you were about 15 years old?

Allow the respondent to determine whether he was 2(b) an executive or 3(c) a self-employed person.

Government employees should also reply to the following questions.

**PPJB15**

- |          |   |               |               |                             |                       |  |               |
|----------|---|---------------|---------------|-----------------------------|-----------------------|--|---------------|
| 1<br>(a) | 2<br>(b)                                      | 3<br>(c)      | 4<br>(d)      | 5<br>(e)                    | 6<br>(f)              | 7<br>(g)                               | 8             |
| Employee | Executive of<br>a company or<br>a corporation | Self-employed | Family worker | Doing piece<br>work at home | He was not<br>working | I didn't have a<br>father at that time | Don't<br>know |
- ↓
- ↓

To Q52

**PPJBT15S**

Q49-2 [Hand Card35] Which of the following best describes his employment status?

- 1(a) Regular employee
- 2(b) Part-time temporary worker
- 3(c) Dispatched worker from temporary personnel agency
- 4(d) Contract employee
- 5(e) Non-regular employee (*Shokutaku*)
- 6 Don't know

**PPJBT15P**

Q49-3[Hand Card36] Which of the following post was he appointed?

- 1(a) No managerial post
- 2(b) Group leader, Foreman
- 3(c) Sub-section Head (or equivalent position) - *kakaricho*
- 4(d) Section Head, Manager (or equivalent position) - *kacho*
- 5(e) Department Head, General Manager (or equivalent position) - *bucho*
- 6(f) Other managerial post (Please specify )
- 7 Don't know

Q50 What kind of job did your father do? Please give details. (e.g., elementary school teacher, cram-school teacher, farmer, bus driver, automobile mechanic, supermarket cashier, accounting clerk at a bank, computer programmer, clerical staff member for a sales department, on-the-road sales person of cosmetics, etc.).

**PPJBXX15**

(Please describe in detail. Company name alone is not acceptable.)

Q51[Hand Card37] How many people worked in the entire corporation or organization where your father worked? Please make sure to include family workers, non-regular employees, and himself.

Choose Government agency if receiving wages from the central government or local governments (public school teacher, firefighter, etc.). Government agency does not apply to public corporations.

**PPJBSZ15**

- 1(a) 1
- 2(b) Small company (2-29)
- 3(c) Medium-sized company (30-299)
- 4(d) Large company (300-999)
- 5(e) Major company (1000 or more employees)
- 6(f) Government agency
- 7 Don't know

Q52[Hand Card38] When you were about 15 years old, did your mother have any paying job? If so, what did she do? Please choose from below.

**MMJBTP15**

- |   |   |
|---|---|
| <ul style="list-style-type: none"> <li>1(a) She was not working.</li> <li>2(b) Temporary worker, Daily worker, Part-time temporary worker</li> <li>3(c) Regular employee - non-management</li> <li>4(d) Regular employee - managerial position</li> <li>5(e) Regular employee - professional (nurse, teacher, etc.)</li> <li>6(f) Regular employee - don't know about occupation</li> </ul> | <ul style="list-style-type: none"> <li>7(g) Self-employed/family worker - agriculture, forestry or fishery</li> <li>8(h) Self-employed/family worker - other than agriculture, forestry or fishery</li> <li>9(i) Doing piecework at home</li> <li>10(j) Executive of a company or a corporation</li> <li>11(k) I didn't have a mother at that time.</li> <li>12 Don't know</li> </ul> |
|---|---|

Q53[Hand Card39] What is the last school you attended (or are attending now)? Also, answer about your spouse and parents, as far as you know. Consider "dropout" as "graduated."

Ask even if the spouse is deceased.

If the last school attended is a vocational school, do as follows:

College of technology (an advanced educational institution that provides junior high school graduates with five years of technical training mainly in a field of industrial application) -> Choose 10(j).

General, postsecondary, or upper secondary courses in a specialized training college after the war (generally referred to as vocational school) -> Ask about the school attended prior to that school.

Vocational school before the war -> Choose 6(f).

Note: Make sure that respondents who answer (j) aren't confusing college of technology with specialized training college.

	<b>XXLSTSCH</b>	<b>SSLSTSCH</b>	<b>PPLSTSCH</b>	<b>MMLSTSCH</b>
	Respondent	Spouse	Father	Mother
Before World War II	(a) Ordinary elementary school in the old system (including national elementary school) -----	1(a)	1(a)	1(a)
	(b) Higher elementary school in the old system ----	2(b)	2(b)	2(b)
	(c) Junior high school/Girls' high school in the old system-----	3(c)	3(c)	3(c)
	(d) Vocational school/Commerce school in the old system-----	4(d)	4(d)	4(d)
	(e) Normal school in the old system-----	5(e)	5(e)	5(e)
	(f) Higher school or vocational school in the old system/higher normal school-----	6(f)	6(f)	6(f)
	(g) University/Graduate school in the old system ---	7(g)	7(g)	7(g)
After World War II	(h) Junior high school-----	8(h)	8(h)	8(h)
	(i) High school -----	9(i)	9(i)	9(i)
	(j) College of technology (Note)-----	10(j)	10(j)	10(j)
	(k) 2-year college -----	11(k)	11(k)	11(k)
	(l) University-----	12(l)	12(l)	12(l)
	(m) Graduate school-----	13(m)	13(m)	13(m)
	Don't know -----	14	14	14
Never-married/ Divorced-----	*	15	*	*

Q54 Did you graduate from the school you attended last? Did you quit school? Are you still a student?

If the respondent is 1 graduated or 2 quit, ask age at graduation or dropout. If the respondent is 3 still a student, ask what year he/she is.

**DOLSTSCH**

**AGEGRD**

1 Graduated (Please specify age at graduation \_\_\_\_ yrs. old)

**AGEDRP**

2 Quit (Please specify age at dropout \_\_\_\_ yrs. old)

**XGRADE**

3 Still a student (Please specify grade )

Q55 Have you ever attended a vocational or specialty school? (Do not include vocational schools in the old system or colleges of technology in the new system).

**XSPSCH**

1 Yes

2 No

Q56 Only for respondents who answered spouse's educational level for Q53

Did your spouse graduated from the school he/she attended last? Did he/she quit school? Is he/she still a student?

If the respondent's spouse is 1 graduated or 2 quit, ask age at graduation or dropout. If the respondent's spouse is 3 still a student, ask what year he/she is.

**SSDOLSTS**

**SSAGEGRD**

1 Graduated (Please specify age at graduation \_\_\_\_ yrs. old)

**SSAGEDRP**

2 Quit (Please specify age at dropout \_\_\_\_ yrs. old)

**SSXGRADE**

3 Still a student (Please specify grade )

Q57 Only for respondents who answered spouse's educational level for Q53

Has your spouse ever attended a vocational or specialty school? (Do not include vocational schools in the old system or colleges of technology in the new system).

**PSPSCH**

1 Yes

2 No

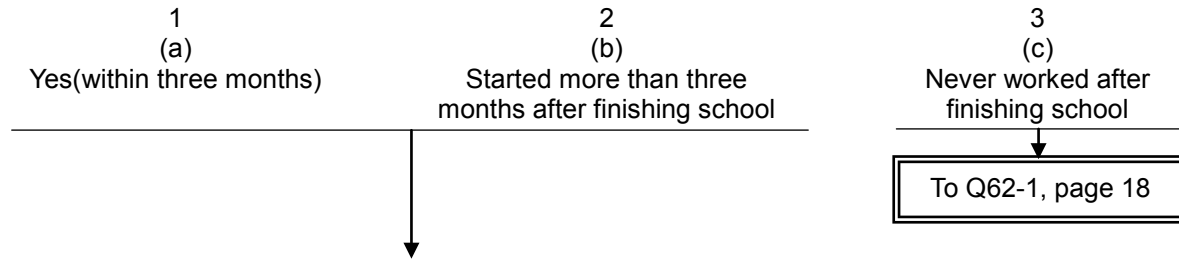


The following questions are about the first job you took after finishing your school.

If the respondent left school before graduation, ask about the first job he/she was engaged in after leaving school. Military service should be excluded, and, if any, ask about the first job he/she was engaged in after military service. If the respondent considers his/her job while attending school as his/her first job, please ask about it.

Q58[Hand Card40] Did you start working immediately after finishing school?

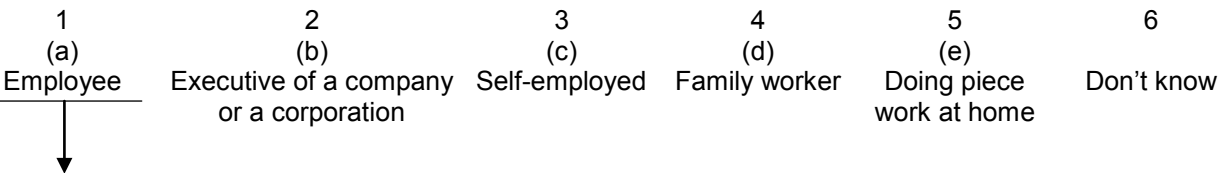
**XGETJOB**



Q59-1[Hand Card41] Which one of the categories best describes your first job?

Allow respondents to determine whether he/she is 2 (b) an executive or 3(c) a self-employed person. Government employees should also reply to all questions in Q59.

**TP1STJB**



**TP1STJBS**

Q59-2 [Hand Card42] Which of the following best describes your employment status?

- 1(a) Regular employee
- 2(b) Part-time temporary worker
- 3(c) Dispatched worker from temporary personnel agency
- 4(d) Contract employee
- 5(e) Non-regular employee (Shokutaku)
- 6 Don't know

**TPFSTJBP**

Q59-3[Hand Card43] Which of the following post were you appointed?

- 1(a) No managerial post
- 2(b) Group leader, Foreman
- 3(c) Sub-section Head (or equivalent position) - *kakaricho*
- 4(d) Section Head, Manager (or equivalent position) - *kacho*
- 5(e) Department Head, General Manager (or equivalent position) - *bucho*
- 6(f) Other managerial post (Please specify )
- 7 Don't know

Q60 What kind of job did you do at your first workplace? Please give details. (e.g., elementary-school teacher, cram-school teacher, farmer, bus driver, automobile mechanic, supermarket cashier, accounting clerk at a bank, computer programmer, clerical staff member for a sales department, on-the-road salesperson of cosmetics, etc.).

**XXFSTJB**

(Please describe in detail.)

Q61[Hand Card44] How many people worked in the entire corporation or organization where you worked?

Please answer the entire number of people in the corporation or organization. Also, please make sure to include all the working people such as family workers, non-regular employees, and yourself.

Choose Government agency if receiving wages from the central government or local governments (public school teacher, firefighter, etc.). Government agency does not apply to public corporations.

**SZSTFFST**

- |            |              |                         |
|------------|--------------|-------------------------|
| 1(a) 1     | 5(e) 30-99   | 9(i) 1,000-1,999        |
| 2(b) 2-4   | 6(f) 100-299 | 10(j) 2,000-9,999       |
| 3(c) 5-9   | 7(g) 300-499 | 11(k) 10,000 or over    |
| 4(d) 10-29 | 8(h) 500-999 | 12(l) Government agency |
|            |              | 13 Don't know           |

To all respondents  
The following are questions about your marriage.

Q62-1 Have you ever got married? If so, how many times have you got married?

**XMARRY**

1  
I have married   times.

2  
I have never married.

This is the end of the survey.  
Thank you very much for  
your kind cooperation.

**NUMMARRY**

Q62-2 How old were you when you got married? If you have married plural times, please answer for each.

**AGE1MG**

**AGE2MG**

**AGE3MG**

**AGE4MG**

1st time   yrs

2nd time   yrs

3rd time   yrs

4th time   yrs

Q62-3 Have you ever divorced? (If yes) How many times have you divorced?

**XDIV**

1

2

3

**FQXDIV**  
Yes   time(s)

No

Don't know

Q62-4 How old were you when you divorced?  
If you divorced multiple times, please answer for each time.

**AGE1DIV**

**AGE2DIV**

**AGE3DIV**

Age at Third Divorce

1st time   yrs

2nd time   yrs

Q62-5 Have you ever been widowed? (If yes) How many times have you been widowed?

**XWIDOW**

1

2

3

**FQWDW**  
Yes   time(s)

No

Don't know

Q62-6 How old were you when your spouse died?  
If you widowed multiple times, please answer for each time.

**AGE1WDW**

**AGE2WDW**

1st time   yrs

2nd time   yrs

Q62-7[Hand Card45] Have you ever quitted paying job due to marriage or childbirth? Choose all that apply.

**XQTJBMRG** 1(a) I have quitted my job due to marriage.

**XQTJBBTH** 2(b) I have quitted my job due to childbirth.

**XQTJBNO** 3(c) I do not have such experience /I have never worked.

This is the end of interview. Thank you very much for your kind cooperation.

[To be completed by interviewer]  
 F1.Was the respondent cooperative?

**COOP**

- 1 Very cooperative                      2 Rather cooperative                      3 Rather uncooperative                      4 Not cooperative at all

F2.Did the respondent understand these questions well?

**USTAND**

- 1 Very well                      2 Relatively well                      3 Had a little difficulty                      4 Didn't understand at all

F3.Which question(s) didn't the respondent seem to understand?

(Please describe in detail.)

F4.Others (Please write down anything you noticed.)

(Please describe in as much detail as possible about the provision of incentives, the respondent's reactions, etc.)

F5.What is the residential area of the respondent?

**AREA**

- 1 Area where a number of factories are located
- 2 Area where a number of stores and offices are located
- 3 Old residential area (residential area from the pre-war period)
- 4 New residential area (including new towns developed after the war)
- 5 Farming/fishing village
- 6 Other (\_\_\_\_\_)

F6-1 What is the type of the respondent's house?

**TPHOUSE**

- 1 Detached                      2 Housing complex (apartment, condominium, etc.)



F6-2 Does the entrance of the Housing complex lock automatically?  
**AUTOLOCK**  
 1 Yes                      2 No

F7.Which did you proceed first, an interview or a self-administered questionnaire?

**PROC**

- 1 Interview first                      2 Self-administered first

F8.Do not forget to record interview time and duration of interview.

Duration of interview means the time spent for the interview and does not include time required for explanation or asking people for their cooperation.

**DURATION**

Time interview was held		Duration of interview
From ___:___ (a.m./p.m.)	To ___:___ (a.m./p.m.)	Approximately ___ minutes