



January, 2017  
JGSS-2017 Interview Questionnaire

JGSS Research Center, Osaka University of Commerce  
Joint Usage/Research Center for Japanese General Social Surveys  
Accredited by Minister of Education, Culture, Sports, Science and Technology

**11th International Comparative Survey on Values and Behavioral Patterns**

**IDUSE  
BLOCK  
PREF  
SIZE**

	Day of Visit		Time		Present			
1	Month	Day( )	Hr	Min	am / pm	Subject	Family only	Not present
2	Month	Day( )	Hr	Min	am / pm	Subject	Family only	Not present
3	Month	Day( )	Hr	Min	am / pm	Subject	Family only	Not present
4	Month	Day( )	Hr	Min	am / pm	Subject	Family only	Not present
5	Month	Day( )	Hr	Min	am / pm	Subject	Family only	Not present
6	Month	Day( )	Hr	Min	am / pm	Subject	Family only	Not present
7	Month	Day( )	Hr	Min	am / pm	Subject	Family only	Not present
8	Month	Day( )	Hr	Min	am / pm	Subject	Family only	Not present
9	Month	Day( )	Hr	Min	am / pm	Subject	Family only	Not present
10	Month	Day( )	Hr	Min	am / pm	Subject	Family only	Not present

(Record all visits until able to meet with the subject.  
(Up to ten visits).  
All attempts to meet with the subject must be made over a period of four days.  
(If multiple visits are made on the same day this counts as one day, but this is not to prohibit same-day visits).)

Collection Status
<p><b>Interview</b></p> <p>1 Completed <b>DATE</b> ( mm dd) <b>MONTH DAY</b></p> <p>2 Not completed</p>
<p><b>Self-administered questionnaire</b></p> <p>1 Completed <b>DATEB</b> ( mm dd) <b>MONTHB DAYB</b></p> <p>2 Not completed</p> <p>Be sure to fill in the next page (N1-N4) if either of the interview or the self-administered questionnaire was not completed</p> <p>Date / time planned to collect self-administered questionnaire</p>

**SEXA  
DOBYEAR  
AGEB  
MARC  
FORM**

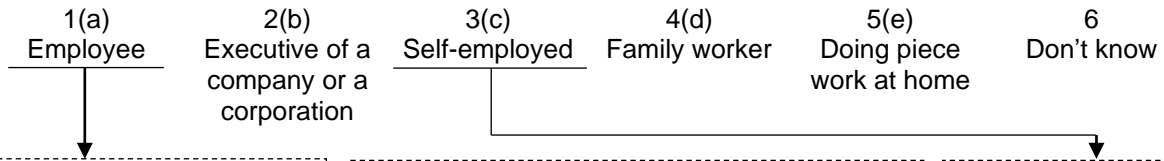


You will be asked a few details about your job. If you have two or more jobs, please answer concerning your main job.

Q3-1[Hand Card2] Which one of the following categories best describes your job?

(Allow the respondent to determine whether he/she is 2 (b) an executive or 3 (c) a self-employed person. Government employees should also reply to all questions in Q3.)

**TPJB**



**TPJBS**

Q3-2 [Hand Card3] Which of the following best describes your employment status?

- 1(a) Regular employee
- 2(b) Part-time temporary worker
- 3(c) Dispatched worker from temporary personnel agency
- 4(d) Contract employee
- 5(e) Non-regular employee (*Shokutaku*)
- 6 Don't know

**TPJOBP**

Q3-3[Hand Card4] Which of the following posts are you now appointed?

- 1(a) No managerial post
- 2(b) Group leader, Foreman
- 3(c) Sub-section Head (or equivalent position) - *kakaricho*
- 4(d) Section Head, Manager (or equivalent position) - *kacho*
- 5(e) Department Head, General Manager (or equivalent position) - *bucho*
- 6(f) Other managerial post (Please specify )
- 7 Don't know

**TPJBSE**


Q3-4 Do you hire employees (including part-time temporary workers) other than your family members?

- 1 Yes
- 2 No

Q4[Hand Card5] How long on the average does it take from your residence to your workplace?

**DOCMT**

**SZCMTTL**



Q5[Hand Card6] Which category below does your workplace belong to?

(Choose Government agency if receiving wages from the central government or local governments (public school teacher, firefighter, etc.). Public corporations do not apply to government agency.)

**TP4WPLA**

- 1(a) Government agency
- 2(b) Independent establishment (No branch offices, factories or stores exist.)
- 3(c) Branch establishment (Headquarters or main store exists in another place.)
- 4(d) Headquarters or main establishment (Branch offices, factories or stores exist in other places.)
- 5 Don't know

Q6 What kind of business is your workplace (establishment such as factory, office, store or hospital) engaged in? Please give details (e.g., selling vegetables, manufacturing automobiles, operating an inn, operating a branch of a bank, etc.).

**XXWPL**

(Please describe in detail. Company name alone is not acceptable.)

Q7 What kind of job do you usually do? Please give details (e.g., elementary school teacher, cram-school teacher, farmer, bus driver, automobile mechanic, supermarket cashier, accounting clerk at a bank, computer programmer, clerical staff member for a sales department, on-the-road sales person of cosmetics, etc.).

**XXJOB**  
**XXJE08**

(Please describe in detail.)

Q8 How many days did you do the job last week?

(If the respondent did not work last week due to illness or days off, have him/her answer according to normal circumstances.)

**XJOBDWK**

day(s)/week

Q9 Normally, how long are you supposed to work per week? Please answer your scheduled work hours set by regulation or contract. If you are self-employed, please answer approximate work hours you set.

**XJBSCB**

Weekly total set at

hour(s)

Q10 How many years have you been working for the corporation or organization you currently work at? If you are self-employed, give the number of years self-employed.

**XJOBYR**

year(s) (Please enter zero (0) in the column if the respondent has worked for less than a year.)

Q11[Hand Card7] How useful are the experiences or skills that you acquired through your previous jobs for your current job?

**USFLSKL**

1(a) Very useful.      2(b) Somewhat useful.      3(c) Not very useful.      4(d) Hardly useful.

Q12[Hand Card8] How many people work in the entire corporation or organization where you work? Please answer the entire number of people in the corporation or organization. Also, please make sure to include all the working people such as family workers, non-regular employees, and yourself.

(Choose Government agency if receiving wages from the central government or local governments (public school teacher, firefighter, etc.). Public corporations do not apply to government agency.)

**SZTTLSTA**

1(a) 1	4(d) 10-29	7(g) 300-499	10(j) 2,000-9,999	13 Don't know
2(b) 2-4	5(e) 30-99	8(h) 500-999	11(k) 10,000 or over	
3(c) 5-9	6(f) 100-299	9(i) 1,000-1,999	12(l) Government agency	

Q13[Hand Card9] Do you belong to a labor union? Choose from below.

**JOINUNI**

1(a) I am a member of a labor union at my workplace.	2(b) I am a member of a labor union outside of my workplace.	3(c) I am not a member of any labor union.	4 Don't know
---	---	---	-----------------

Q14[Hand Card10] On the whole, how satisfied are you with the (main) job you have? Choose from below.

**ST5JOB**

1(a) Satisfied	2(b) Somewhat satisfied	3(c) Neither satisfied nor dissatisfied	4(d) Somewhat dissatisfied	5(e) Dissatisfied	6 Don't know
-------------------	----------------------------	--	-------------------------------	----------------------	-----------------

Q15[Hand Card11] Are you considering quitting your current job (your business)?

**WLKEEPJA**

1(a) I am considering quitting in the near future.	2(b) I am not considering quitting (now).	3(c) I am not considering quitting at all.	4 Don't know
---	--	---	-----------------

Q16[Hand Card12] Thinking about the next 12 months, how likely do you think it is that you will lose your job or be laid off? (Include cases where self-employed people lose their jobs due to bankruptcy, etc.)

**OP4UNEMP**

1(a) Very likely	2(b) Fairly likely	3(c) Not too likely	4(d) Not at all likely	5 Don't know
---------------------	-----------------------	------------------------	---------------------------	-----------------

Q17[Hand Card13] If you lose your current job, how easy would it be for you to find a new job with another employer with approximately the same income and fringe benefits you now have?

**OP3NEWJB**

1(a) Very easy	2(b) Somewhat easy	3(c) Not easy at all	4 Don't know
-------------------	-----------------------	-------------------------	-----------------

To Q25, page 6

(For those who are not currently working)

Q18[Hand Card14] Which category below did you belong to during the last week?

**TP5UNEMP**

- |   |   |              |
|---|---|--------------|
| 1(a) Unemployed                         | 4(d) Mainly engaged in housework                            | 7 Don't know |
| 2(b) Retired/Not working due to old age | 5(e) Unable to work due to a physical/psychological problem |              |
| 3(c) Student                            | 6(f) Other (Please specify )                                |              |

Q19 Have you ever had any paying job?

**XWORK**

1 Yes  
↓

2 No → To Q25, page 6

You will be asked a few details about your last main paying job.

Q20 How old were you when you quit your last main job?

**AGESTPWK**

--	--

years old

Q21[Hand Card15] What was the main reason why you quit your last main job?

**XXSTPJB**

- |   |   |
|---|---|
| 1(a) I reached the mandatory retirement age.  | 8(h) I was not satisfied with the work or working conditions.         |
| 2(b) I retired early, by choice.              | 9(i) I wanted to open a new business or change my job.                |
| 3(c) I retired early, not by choice.          | 10(j) I had to provide nursing care to a family member.               |
| 4(d) I could not work due to health reasons.  | 11(k) I married.  |
| 5(e) My workplace shut down.                  | 12(l) I gave birth or could not combine my job with raising children. |
| 6(f) I was dismissed.                         | 13(m) Other (Please specify )   |
| 7(g) My term of employment or contract ended. | 14 Don't know   |

Q 22-1 [Hand Card16] Which one of the following categories best describes your last job?

(Allow the respondent to determine whether he/she is 2 (b) an executive or 3 (c) a self-employed person. Government employees should also reply to all questions in Q22.)

**TPLSTJB**

- |                  |   |                       |                       |                                  |                 |
|------------------|---|-----------------------|-----------------------|----------------------------------|-----------------|
| 1(a)<br>Employee | 2(b)<br>Executive of a company or a corporation | 3(c)<br>Self-employed | 4(d)<br>Family worker | 5(e)<br>Doing piece work at home | 6<br>Don't know |
|------------------|---|-----------------------|-----------------------|----------------------------------|-----------------|

**TPLSTJBS**

Q22-2[Hand Card17] Which of the following best describes your last employment status?

- 1(a) Regular employee
- 2(b) Part-time temporary worker
- 3(c) Dispatched worker from temporary personnel agency
- 4(d) Contract employee
- 5(e) Non-regular employee (*Shokutaku*)
- 6 Don't know

**TPLSTJBP**

Q22-3[Hand Card18] Which of the following posts were you appointed?

- 1(a) No managerial post
- 2(b) Group leader, Foreman
- 3(c) Sub-section Head (or equivalent position) -*kakaricho*
- 4(d) Section Head, Manager (or equivalent position) -*kacho*
- 5(e) Department Head, General Manager (or equivalent position) -*bucho*
- 6(f) Other managerial post (Please specify )
- 7 Don't know

Q23 What kind of job did you usually do? Please give details (e.g., elementary school teacher, cram-school teacher, farmer, bus driver, automobile mechanic, supermarket cashier, accounting clerk at a bank, computer programmer, clerical staff member for a sales department, on-the-road sales person of cosmetics, etc.).

**XXLSTJB  
XXLJE08**

(Please describe in detail.)

--

Q24[Hand Card19] How many people worked in the entire corporation or organization where you worked? Please answer the entire number of people in the corporation or organization. Also, please make sure to include all the working people such as family workers, non-regular employees, and yourself.

(Choose Government agency if receiving wages from the central government or local governments (public school teacher, firefighter, etc.). Public corporations do not apply to government agency.)

**SZSTFLS**

- |                                    |  |              |
|------------------------------------|--|--------------|
| 1(a) 1                             | 4(d) Large Company (300-999)                 | 7 Don't know |
| 2(b) Small company (2-29)          | 5(e) Major company (1,000 or more employees) |              |
| 3(c) Medium-sized company (30-299) | 6(f) Government agency                       |              |

(To all respondents)

Q25 Are you looking for a job now?

**DOLOOKJB**

1 Yes

2 No

Q26[Hand Card20] How many corporations or organizations have you worked for as a regular employee? If you are a regular employee now, please include that.

**XNUMCOWK**

1(a) None

3(c) 2

5(e) 4

7(g) More than 6

2(b) 1

4(d) 3

6(f) 5

You will now be asked questions regarding your family.

Q27-1[Hand Card21] Are you married? (Leave the answer to the respondent. But if asked, reply that an unregistered common-law marriage should be included. Put a mark on 5 or 6 only when the respondent dared to answer so. For the following questions, an unregistered common-law marriage and cohabiting should be treated as married.)

**DOMARRY**

1(a)

2(b)

3(c)

4(d)

5

6

Currently married

Divorced

Widowed

Never-married

Separated

Cohabiting

**WNTMRY**

Q27-2[Hand Card22] What age do you want to marry (or remarry) by?

**WNTMRYAG**

1(a)

2(b)

3

I want to marry (or remarry) by

Age doesn't matter

I am not going to marry (or remarry)

To Q39, page 8

To Q39, page 8

Q28-1[Hand Card23] Did your spouse have any paying job in the last week? Choose from below.

**SSJB1WK**

1(a)

2(b)

3(c)

He/she worked last week.

He/she was going to work last week, but did not work due to illness or days off.

He/she did not work.

Q28-2[Hand Card24] Which category below did your spouse belong to during the last week?

**SSTPUNEM**

1(a) Unemployed

2(b) Retired/ Not working due to old age

3(c) Student

4(d) Mainly engaged in housework

5(e) Unable to work due to a mental or physical problem

6(f) Other (Please specify )

7 Don't know

To Q37, page 8

Q29 How many total hours did your spouse work last week, including overtime? If he/she has two or more jobs, please provide two answers: the hours for his/her main job and the hours for all other side-jobs.

(If the spouse has no side-jobs, enter zero (0) for the number of side-job hours.

If the spouse did not work last week due to illness or days off, have the respondent answer according to normal circumstances.)

**SSJBHRWK**

Weekly total for main job

hour(s)

**SSSJBHWK**

Weekly total for side-jobs

hour(s)

You will be asked for a few details regarding your spouse's job. If he/she has two or more jobs, please answer concerning his/her main job.

Q30-1[Hand Card25] Which one of the categories best describes your spouse's job?

**SSTPJB**

(Respondents whose spouses are government employees should also reply to all questions in Q30. Allow the respondent to determine whether he/she is 2(b) an executive or 3(c) a self-employed person.)

- 1(a) Employee      2(b) Executive of a company or a corporation      3(c) Self-employed      4(d) Family worker      5(e) Doing piece work at home      6 Don't know

**SSTPJBS**

Q30-2[Hand Card26] Which of the following best describes your spouse's employment status?

- 1(a) Regular employee  
 2(b) Part-time temporary worker  
 3(c) Dispatched worker from temporary personnel agency  
 4(d) Contract employee  
 5(e) Non-regular employee (*Shokutaku*)  
 6 Don't know

**SSTPJOBP**

Q30-3[Hand Card27] Which of the following posts is he/she now appointed?

- 1(a) No managerial post  
 2(b) Group leader, Foreman  
 3(c) Sub-section Head (or equivalent position) - *kakaricho*  
 4(d) Section Head, Manager (or equivalent position) - *kacho*  
 5(e) Department Head, General Manager (or equivalent position) - *bucho*  
 6(f) Other managerial post (Please specify )  
 7 Don't know

**SSTPJBSE**

Q30-4 Does your spouse hire employees (including part-time temporary workers) other than your family members?

- 1 Yes  
 2 No

Q31 What kind of business is your spouse's workplace engaged in? Please give details (e.g., selling vegetables, manufacturing automobiles, operating an inn, operating a branch of a bank, etc.).

**SSXXHQX**

(Please describe in detail. Company name alone is not acceptable.)

Q32 What kind of job does your spouse usually do? Please give details (e.g., elementary school teacher, cram-school teacher, farmer, bus driver, automobile mechanic, supermarket cashier, accounting clerk at a bank, computer programmer, clerical staff member for a sales department, on-the-road sales person of cosmetics, etc.).

**SSXXJOB**  
**SSXXJE08**

(Please describe in detail.)

Q33 How many days did your spouse do the job last week?

(If the spouse did not work last week due to illness or days off, have the respondent answer according to normal circumstances.)

**SSJBDWK**

day(s)

Q34 Normally, how long is your spouse supposed to work per week? Please answer his/her scheduled work hours set by regulation or contract. If he/she is self-employed, please answer approximate work hours he/she sets.

**SSXJBSCH**

Weekly total set at  hour(s)

Q35 How many years has your spouse been working for the corporation or organization he/she currently works at? If he/she is self-employed, give the number of years self-employed.

**SSSZWKYR**

year(s) (Please enter zero (0) in the column if the spouse has worked for less than a year.)

Q36[Hand Card28] How many people work in the entire corporation or organization where your spouse works? Please answer the entire number of people in the corporation or organization. Also, please make sure to include all the working people such as family workers, non-regular employees, and him/herself.

(Choose Government agency if receiving wages from the central government or local governments (public school teacher, firefighter, etc.). Public corporations not apply to government agency.)

**SSSZSTFA**

- 1(a) 1      4(d) 10-29      7(g) 300-499      10(j) 2,000-9,999      13 Don't know  
 2(b) 2-4      5(e) 30-99      8(h) 500-999      11(k) 10,000 or over  
 3(c) 5-9      6(f) 100-299      9(i) 1,000-1,999      12(l) Government agency





Circle parent(s) living separately.	Your father PPLVTO ↓	Your mother MMLVTO ↓	Spouse's father PPLLVT0 ↓	Spouse's mother MMLLVTO↓
<p>[Hand Card32] F With whom is [PERSON] currently living? Choose one of the following that applies. (If the respondent is living with plural children, (he/she made plural answers out of 1 (a), 2 (b) and 3 (c)), choose the one with the smallest number.)</p>	<p><b>PPFAM</b> 1(a) with married sons 2(b) with married daughters 3(c) with unmarried children 4(d) with spouse only 5(e) living alone 6(f) living in the institution 7(g) other ( )</p>	<p><b>MMFAM</b> 1(a) with married sons 2(b) with married daughters 3(c) with unmarried children 4(d) with spouse only 5(e) living alone 6(f) living in the institution 7(g) other ( )</p>	<p><b>PPLFAM</b> 1(a) with married sons 2(b) with married daughters 3(c) with unmarried children 4(d) with spouse only 5(e) living alone 6(f) living in the institution 7(g) other ( )</p>	<p><b>MMLFAM</b> 1(a) with married sons 2(b) with married daughters 3(c) with unmarried children 4(d) with spouse only 5(e) living alone 6(f) living in the institution 7(g) other ( )</p>
<p>[Hand Card33] G How far does [PERSON] live from you?</p>	<p><b>PPDIST</b> 1(a) Next door, same building, or same street 2(b) Within 15 minute's walk 3(c) Within 30 minute by car or train, etc. 4(d) Within 30 minute to an hour by car or train, etc. 5(e) Within an hour to 3 hours by car, train, etc. 6(f) More than 3 hours by car, train, etc.</p>	<p><b>MMDIST</b> 1(a) Next door, same building, or same street 2(b) Within 15 minute's walk 3(c) Within 30 minute by car or train, etc. 4(d) Within 30 minute to an hour by car or train, etc. 5(e) Within an hour to 3 hours by car, train, etc. 6(f) More than 3 hours by car, train, etc.</p>	<p><b>PPLDIST</b> 1(a) Next door, same building, or same street 2(b) Within 15 minute's walk 3(c) Within 30 minute by car or train, etc. 4(d) Within 30 minute to an hour by car or train, etc. 5(e) Within an hour to 3 hours by car, train, etc. 6(f) More than 3 hours by car, train, etc.</p>	<p><b>MMLDIST</b> 1(a) Next door, same building, or same street 2(b) Within 15 minute's walk 3(c) Within 30 minute by car or train, etc. 4(d) Within 30 minute to an hour by car or train, etc. 5(e) Within an hour to 3 hours by car, train, etc. 6(f) More than 3 hours by car, train, etc.</p>
<p>[Hand Card34] H How often do you keep in face-to-face contact with [PERSON]?</p>	<p><b>PPCNTA</b> 1(a) Almost everyday 2(b) Several times a week 3(c) About once a week 4(d) About once a month 5(e) Several times a year 6(f) About once a year 7(g) Less than once a year</p>	<p><b>MMCNTA</b> 1(a) Almost everyday 2(b) Several times a week 3(c) About once a week 4(d) About once a month 5(e) Several times a year 6(f) About once a year 7(g) Less than once a year</p>	<p><b>PPLCNTA</b> 1(a) Almost everyday 2(b) Several times a week 3(c) About once a week 4(d) About once a month 5(e) Several times a year 6(f) About once a year 7(g) Less than once a year</p>	<p><b>MMLCNTA</b> 1(a) Almost everyday 2(b) Several times a week 3(c) About once a week 4(d) About once a month 5(e) Several times a year 6(f) About once a year 7(g) Less than once a year</p>
<p>[Hand Card34] I How often do you keep in any other contact besides face-to-face contact (talking on the phone, writing letters/e-mail, etc.) with [PERSON]?</p>	<p><b>PPCNTB</b> 1(a) Almost everyday 2(b) Several times a week 3(c) About once a week 4(d) About once a month 5(e) Several times a year 6(f) About once a year 7(g) Less than once a year</p>	<p><b>MMCNTB</b> 1(a) Almost everyday 2(b) Several times a week 3(c) About once a week 4(d) About once a month 5(e) Several times a year 6(f) About once a year 7(g) Less than once a year</p>	<p><b>PPLCNTB</b> 1(a) Almost everyday 2(b) Several times a week 3(c) About once a week 4(d) About once a month 5(e) Several times a year 6(f) About once a year 7(g) Less than once a year</p>	<p><b>MMLCNTB</b> 1(a) Almost everyday 2(b) Several times a week 3(c) About once a week 4(d) About once a month 5(e) Several times a year 6(f) About once a year 7(g) Less than once a year</p>

**Q40** How many children have you had? Please include those who have left home and are deceased.  
 (Should none of them apply, enter zero (0). If they ask about adopted or stepchildren, have them include those children.)

**CCNUMTTL**  child(ren) (Go to Q41-1, page 11, if the number of children is zero (0).)

Now I would like to ask you about each of your children. Please answer in birth order, including those who are deceased. (If there are four or more children, use supplementary sheet.) (Ask the questions vertically, e.g. First child, A, B, C...)

	First child	Second child	Third child
A What is the sex of this son or daughter? <b>CC**SEX</b>	1 Male 2 Female	1 Male 2 Female	1 Male 2 Female
B Is [PERSON] alive? (Circle the child still alive.) <b>CC**LIVE</b>	First child ↓	Second child ↓	Third child ↓
C How old is [PERSON]? (C-J apply only to children still alive.) <b>CC**AGE</b>	<input type="text"/> yrs	<input type="text"/> yrs	<input type="text"/> yrs
[Hand Card35] D Is [PERSON] now married, divorced, widowed, never married, separated, or cohabiting? <b>CC**MG</b>	1(a) Married 2(b) Divorced 3(c) Widowed 4(d) Never married 5 Separated 6 Cohabiting	1(a) Married 2(b) Divorced 3(c) Widowed 4(d) Never married 5 Separated 6 Cohabiting	1(a) Married 2(b) Divorced 3(c) Widowed 4(d) Never married 5 Separated 6 Cohabiting
E Is [PERSON] currently working for pay? <b>CC**JOB</b>	1 Yes 2 No	1 Yes 2 No	1 Yes 2 No
[Hand Card36] F Is [PERSON] living with you? <b>CC**LVT</b>	1 Living together 2 Not living together 3 Temporarily not living together	1 Living together 2 Not living together 3 Temporarily not living together	1 Living together 2 Not living together 3 Temporarily not living together
[Hand Card37] G What is the primary reason for staying somewhere else? <b>CC**WHY</b>	1(a) For your work 2(b) For your schoolwork 3(c) For the family member's work 4(d) For the family member's schoolwork 5(e) For the family member's hospitalization for a long period 6(f) For the family member's living at a nursing home/care center for the elderly, etc 7(g) Other ( )	1(a) For your work 2(b) For your schoolwork 3(c) For the family member's work 4(d) For the family member's schoolwork 5(e) For the family member's hospitalization for a long period 6(f) For the family member's living at a nursing home/care center for the elderly, etc 7(g) Other ( )	1(a) For your work 2(b) For your schoolwork 3(c) For the family member's work 4(d) For the family member's schoolwork 5(e) For the family member's hospitalization for a long period 6(f) For the family member's living at a nursing home/care center for the elderly, etc 7(g) Other ( )
[Hand Card38] H How far does [PERSON] live from you? <b>CC**DIST</b>	1(a) Next door, same building, or same street 2(b) Within 15 minute's walk 3(c) Within 30 minute by car or train, etc. 4(d) Within 30 minute to an hour by car or train, etc. 5(e) Within an hour to 3 hours by car, train, etc. 6(f) More than 3 hours by car, train, etc.	1(a) Next door, same building, or same street 2(b) Within 15 minute's walk 3(c) Within 30 minute by car or train, etc. 4(d) Within 30 minute to an hour by car or train, etc. 5(e) Within an hour to 3 hours by car, train, etc. 6(f) More than 3 hours by car, train, etc.	1(a) Next door, same building, or same street 2(b) Within 15 minute's walk 3(c) Within 30 minute by car or train, etc. 4(d) Within 30 minute to an hour by car or train, etc. 5(e) Within an hour to 3 hours by car, train, etc. 6(f) More than 3 hours by car, train, etc.
[Hand Card39] I How often do you keep in face-to-face contact with [PERSON]? <b>CC**CNTA</b>	1(a) Almost everyday 2(b) Several times a week 3(c) About once a week 4(d) About once a month 5(e) Several times a year 6(f) About once a year 7(g) Less than once a year	1(a) Almost everyday 2(b) Several times a week 3(c) About once a week 4(d) About once a month 5(e) Several times a year 6(f) About once a year 7(g) Less than once a year	1(a) Almost everyday 2(b) Several times a week 3(c) About once a week 4(d) About once a month 5(e) Several times a year 6(f) About once a year 7(g) Less than once a year
[Hand Card39] J How often do you keep in any other contact besides face-to-face contact (talking on the phone, writing letters/e-mail, etc.) with [PERSON]? <b>CC**CNTB</b>	1(a) Almost everyday 2(b) Several times a week 3(c) About once a week 4(d) About once a month 5(e) Several times a year 6(f) About once a year 7(g) Less than once a year	1(a) Almost everyday 2(b) Several times a week 3(c) About once a week 4(d) About once a month 5(e) Several times a year 6(f) About once a year 7(g) Less than once a year	1(a) Almost everyday 2(b) Several times a week 3(c) About once a week 4(d) About once a month 5(e) Several times a year 6(f) About once a year 7(g) Less than once a year

Q41-1 Up to now you were asked about your spouse, parents, and children. Are you living together with any other people? Those people include your children's spouses, your grandchildren, your brothers and sisters, your spouses' parents. If so, please indicate how many.

(Should none of them apply, enter zero (0) and go to Q42. Include the adopted and stepchildren in the children of Q40.)  
(If there are five or more family members, use supplementary sheet.)

**SZFFOTHR**  members (Ask the questions vertically. e.g. A, B, C...)

Q41-2 Please tell us their relationship to you, their sex, and their ages.

	Living together (1)	Living together (2)	Living together (3)	Living together (4)
<b>A</b> Please tell us [PERSON]'s relationship to you. (Enter the code in the " <input type="text"/> " box addition to the specifics. No need to enter the respondent him/herself.) <b>FFH**REL</b>	(Specific relationship) <input type="text"/>	(Specific relationship) <input type="text"/>	(Specific relationship) <input type="text"/>	(Specific relationship) <input type="text"/>
<b>B</b> What is the sex of this son or daughter? <b>FFH**SEX</b>	1 Male 2 Female	1 Male 2 Female	1 Male 2 Female	1 Male 2 Female
<b>C</b> How old is [PERSON]? <b>FFH**AGE</b>	<input type="text"/> yrs	<input type="text"/> yrs	<input type="text"/> yrs	<input type="text"/> yrs
<b>D</b> Is [PERSON] now married, divorced, widowed, never married, separated, or cohabiting? <b>FFH**MG</b>	1(a) Married 2(b) Divorced 3(c) Widowed 4(d) Never married 5 Separated 6 Cohabiting	1(a) Married 2(b) Divorced 3(c) Widowed 4(d) Never married 5 Separated 6 Cohabiting	1(a) Married 2(b) Divorced 3(c) Widowed 4(d) Never married 5 Separated 6 Cohabiting	1(a) Married 2(b) Divorced 3(c) Widowed 4(d) Never married 5 Separated 6 Cohabiting
<b>E</b> Is [PERSON] currently working for pay? <b>FFH**JOB</b>	1 Yes 2 No	1 Yes 2 No	1 Yes 2 No	1 Yes 2 No

**Code List** (Use the codes for foster parents, stepparents, adopted children and stepchildren in the same way as natural parents and children.)

00 Respondent himself/herself	11 Oldest son	21 Oldest daughter	30 Grandson	40 Father	50 Older brother	60 Grandfather	97 Others/ Missing 99 No answer
01 Husband	12 Second son	22 Second daughter	31 Granddaughter	41 Mother	51 Younger brother	61 Grandmother	
02 Wife	13 Third son	23 Third daughter		42 Father-in-law (Father of spouse)	52 Older sister	62 Grandfather-in-law (Grandfather of spouse)	
	14 Wife of the oldest son	24 Husband of the Oldest daughter		43 Mother-in-law (Mother of spouse)	53 Younger sister	63 Grandmother-in-law (Grandmother of spouse)	
	15 Wife of the second son	25 Husband of the second daughter					
	16 Wife of the third son	26 Husband of the third daughter					

Q42 How many people do you live together with excluding yourself?

(Confirm that the number of persons living together is equal to a spouse living together + parents living together + children living together + other persons living together.)

**SZFFONLY**  Persons living together:  Persons + Yourself (one person) = Total  **SZFFTL** people

Q43 Who is the head of your household? Please answer in terms of relationship to you such as myself, husband, husband's mother, etc.

(Enter the code under "  " in addition to the specifics about their relationship. Have the respondent necessarily narrow it down to one person whom they regard as the head of household regardless of the family register.)

**FFHEAD**   Code

Q44-1 Are there any family members who are temporarily living separately, due to the sorts of reasons given here? For example, it includes "job transfer" and "attending a college away from hometown." If there are any, please state the number of such family members.

(Should none of them apply, enter zero (0) and continue to Q45-1. Do not include children who have married and live elsewhere.)  
 (If there are five or more family members, use supplementary sheet.)

**SZFFOUT**

--	--

members

(Ask the questions vertically. E.g. A, B, C...)

Q44-2 Please tell us each family member who is temporarily living separately.

	Family member temporarily living separately (1)	Family member temporarily living separately (2)	Family member temporarily living separately (3)	Family member temporarily living separately (4)
<b>A</b> What is his/her relationship to you? (Enter the code in the " " box in addition to the specifics.) <b>FFO**REL</b>	(Specific relationship)  _____	(Specific relationship)  _____	(Specific relationship)  _____	(Specific relationship)  _____
<b>B</b> What is the sex of this son or daughter? <b>FFO**SEX</b>	1 Male 2 Female	1 Male 2 Female	1 Male 2 Female	1 Male 2 Female
<b>C</b> How old is [PERSON]? <b>FFO**AGE</b>	_____ yrs	_____ yrs	_____ yrs	_____ yrs
<b>[Hand Card40]</b> <b>D</b> Is [PERSON] now married, divorced, widowed, never married, separated, or cohabiting? <b>FFO**MG</b>	1(a) Married 2(b) Divorced 3(c) Widowed 4(d) Never married 5 Separated 6 Cohabiting	1(a) Married 2(b) Divorced 3(c) Widowed 4(d) Never married 5 Separated 6 Cohabiting	1(a) Married 2(b) Divorced 3(c) Widowed 4(d) Never married 5 Separated 6 Cohabiting	1(a) Married 2(b) Divorced 3(c) Widowed 4(d) Never married 5 Separated 6 Cohabiting
<b>E</b> Is [PERSON] currently working for pay? <b>FFO**JOB</b>	1 Yes 2 No	1 Yes 2 No	1 Yes 2 No	1 Yes 2 No
<b>[Hand Card41]</b> <b>F</b> What is the main reason for not living with you? <b>FFO**WHY</b>	1(a) For your work 2(b) For your schoolwork 3(c) For the family member's work 4(d) For the family member's school work 5(e) For the family member's hospitalization for a long period 6(f) For the family member's living at a nursing home/ care center for the elderly, etc 7(g) Other ( )	1(a) For your work 2(b) For your schoolwork 3(c) For the family member's work 4(d) For the family member's school work 5(e) For the family member's hospitalization for a long period 6(f) For the family member's living at a nursing home/ care center for the elderly, etc 7(g) Other ( )	1(a) For your work 2(b) For your schoolwork 3(c) For the family member's work 4(d) For the family member's school work 5(e) For the family member's hospitalization for a long period 6(f) For the family member's living at a nursing home/ care center for the elderly, etc 7(g) Other ( )	1(a) For your work 2(b) For your schoolwork 3(c) For the family member's work 4(d) For the family member's school work 5(e) For the family member's hospitalization for a long period 6(f) For the family member's living at a nursing home/ care center for the elderly, etc 7(g) Other ( )

Q45-1 How many brothers and sisters do you have? Please include those who are deceased.

(If the respondent has no brothers or sisters, enter zero (0). It should be left to the respondent to determine who to include as his/her brothers and sisters.)

Your brothers and sisters

<b>XNUMBROE</b>	<b>XNUMSISE</b>	<b>XNUMBROY</b>	<b>XNUMSISY</b>
Older brothers	Older sisters	Younger brothers	Younger sisters

Q45-2 How many brothers and sisters does your spouse have? Please include those who are deceased.

(Ask for answers even if the spouse is deceased, but not of never-married or divorced respondents. If the spouse has no brothers or sisters, enter zero (0).)

Spouse's brothers and sisters

<b>XSSNBROE</b>	<b>XSSNSISE</b>	<b>XSSNBROY</b>	<b>XSSNSISY</b>
Older brothers	Older sisters	Younger brothers	Younger sisters

(You will be now asked questions on your childhood.)

Q46-1 Where did you live when you were 15 years old? Please state the name of the prefecture.

(If outside Japan, have them write "Foreign" and answer all of Q46.)

**PREF15**

(Name of the prefecture)

Code (No need to fill in.)

Q46-2[Hand Card42] Which one of the following best describes that area at that time?

**TP5LOC15**

1(a)  
Large city

2(b)  
Small to medium sized city

3(c)  
Town

4(d)  
Village

Q46-3 Was it a farming or fishing village?

**REMOTE15**

1 Yes

2 No

Q47-1[Hand Card43] Is the municipality (city, town, village, or ward) where you were living at the age of 20 the same as where you were at the age of 15? Please specify the prefecture if it is different from the one where you were when you were 15 years old.

(Fill in "Foreign" in the box in case that the respondent was abroad then, and have him/her go on to subsequent questions. It should be regarded as the same municipality when the name of the municipality had been changed due to a merger or other reasons as long as the residence remained in the same place.)

**CTVW20**

1(a) Same city, town, village or ward

2(b) Different city, town, village or ward in the same prefecture

3(c) Different prefecture

<b>PREF20</b>	<input type="text"/>	(Name of the prefecture)	<input type="text"/>	Code (No need to fill in)
---------------	----------------------	--------------------------	----------------------	---------------------------

Q47-2[Hand Card44] Which one of the following best describes the area where you used to live when you were 20 years old?

**TP5LOC20**

1(a)  
Large city

2(b)  
Small to medium sized city

3(c)  
Town

4(d)  
Village

Q48[Hand card 45] If we were to divide the contemporary Japanese society into the following ten strata, which would you say you belong to?

**OP10LVL**

Top      1      2      3      4      5      6      7      8      9      10      Bottom

Q49 [Hand Card46] Which one of the following best describes the area you currently live? Choose one that apply.

**SIZEHMT**

1(a)  
A big city

2(b)  
The suburbs or outskirts of a big city

3(c)  
A town or a small city

4(d)  
A country village

5(e)  
A farm or home in the country

Q50[Hand Card47] In which of following do you live?

**OWNHOUSE**

1(a) Own house (including a house owned by your parents or other family members)

2(b) Private rental housing

3(c) Company house or house for government employees

4(d) Public rental housing

5(e) Other (Please specify )



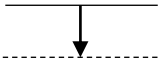


Q59-1[Hand Card55] Which one of the categories best describes your first job?

(Allow respondents to determine whether he/she is 2 (b) an executive or 3(c) a self-employed person. Government employees should also reply to all questions in Q59.)

**TP1STJB**

- |                  |  |                       |                       |                                     |                 |
|------------------|--|-----------------------|-----------------------|-------------------------------------|-----------------|
| 1(a)<br>Employee | 2(b)<br>Executive of a company<br>or a corporation | 3(c)<br>Self-employed | 4(d)<br>Family worker | 5(e)<br>Doing piece<br>work at home | 6<br>Don't know |
|------------------|--|-----------------------|-----------------------|-------------------------------------|-----------------|



**TP1STJBS**


Q59-2 [Hand Card56] Which of the following best describes your employment status?

- 1(a) Regular employee
- 2(b) Part-time temporary worker
- 3(c) Dispatched worker from temporary personnel agency
- 4(d) Contract employee
- 5(e) Non-regular employee (Shokutaku)
- 6 Don't know

**TPFSTJBP**

Q59-3[Hand Card57] Which of the following post were you appointed?

- 1(a) No managerial post
- 2(b) Group leader, Foreman
- 3(c) Sub-section Head (or equivalent position) - *kakaricho*
- 4(d) Section Head, Manager (or equivalent position) - *kacho*
- 5(e) Department Head, General Manager (or equivalent position) - *bucho*
- 6(f) Other managerial post (Please specify )
- 7 Don't know



Q60 What kind of job did you do at your first workplace? Please give details. (e.g., elementary-school teacher, cram-school teacher, farmer, bus driver, automobile mechanic, supermarket cashier, accounting clerk at a bank, computer programmer, clerical staff member for a sales department, on-the-road salesperson of cosmetics, etc.).

**XXFSTJB**

(Please describe in detail.)

Q61[Hand Card58] How many people worked in the entire corporation or organization where you worked?

Please answer the entire number of people in the corporation or organization. Also, please make sure to include all the working people such as family workers, non-regular employees, and yourself.

(Choose Government agency if receiving wages from the central government or local governments (public school teacher, firefighter, etc.). Government agency does not apply to public corporations.)

**SZSTFFST**

- |            |              |                         |
|------------|--------------|-------------------------|
| 1(a) 1     | 5(e) 30-99   | 9(i) 1,000-1,999        |
| 2(b) 2-4   | 6(f) 100-299 | 10(j) 2,000-9,999       |
| 3(c) 5-9   | 7(g) 300-499 | 11(k) 10,000 or over    |
| 4(d) 10-29 | 8(h) 500-999 | 12(l) Government agency |
|            |              | 13 Don't know           |



Q62-1[Hand card59] Which one of the categories best describes your father's job when you were about 15 years old?

(Allow the respondent to determine whether he was 2(b) an executive or 3(c) a self-employed person. Government employees should also reply to the following questions.)

**PPJB15**

- |                  |   |                       |                       |                                  |                            |   |                 |
|------------------|---|-----------------------|-----------------------|----------------------------------|----------------------------|---|-----------------|
| 1(a)<br>Employee | 2(b)<br>Executive of a company or a corporation | 3(c)<br>Self-employed | 4(d)<br>Family worker | 5(e)<br>Doing piece work at home | 6(f)<br>He was not working | 7(g)<br>I didn't have a father at that time | 8<br>Don't know |
|------------------|---|-----------------------|-----------------------|----------------------------------|----------------------------|---|-----------------|

To Q65

<p><b>PPJBT15S</b> Q62-2 [Hand Card60] Which of the following best describes his employment status?</p> <p>1(a) Regular employee</p> <p>2(b) Part-time temporary worker</p> <p>3(c) Dispatched worker from temporary personnel agency</p> <p>4(d) Contract employee</p> <p>5(e) Non-regular employee (<i>Shokutaku</i>)</p> <p>6 Don't know</p>	<p><b>PPJBT15P</b> Q62-3[Hand Card61] Which of the following post was he appointed?</p> <p>1(a) No managerial post</p> <p>2(b) Group leader, Foreman</p> <p>3(c) Sub-section Head (or equivalent position) - <i>kakaricho</i></p> <p>4(d) Section Head, Manager (or equivalent position) - <i>kacho</i></p> <p>5(e) Department Head, General Manager (or equivalent position) - <i>bucho</i></p> <p>6(f) Other managerial post (Please specify )</p> <p>7 Don't know</p>
---	--

Q63 What kind of job did your father do? Please give details. (e.g., elementary school teacher, cram-school teacher, farmer, bus driver, automobile mechanic, supermarket cashier, accounting clerk at a bank, computer programmer, clerical staff member for a sales department, on-the-road sales person of cosmetics, etc.).

**PPJBXX15**  
**PPJXXE08**

(Please describe in detail. Company name alone is not acceptable.)

Q64[Hand Card62] How many people worked in the entire corporation or organization where your father worked? Please make sure to include family workers, non-regular employees, and himself. (Choose 'Government agency' if receiving wages from the central government or local governments (public school teacher, firefighter, etc.). Government agency does not apply to public corporations.)

**PPJBSZ15**

- 1(a) 1
- 2(b) Small company (2-29)
- 3(c) Medium-sized company (30-299)
- 4(d) Large company (300-999)
- 5(e) Major company (1000 or more employees)
- 6(f) Government agency
- 7 Don't know

Q65[Hand Card63] When you were about 15 years old, did your mother have any paying job? If so, what did she do? Please choose from below.

**MMJBTP15**

- |   |   |
|---|---|
| <ul style="list-style-type: none"> <li>1(a) She was not working.</li> <li>2(b) Temporary worker, daily worker, part-time temporary worker</li> <li>3(c) Regular employee - non-management</li> <li>4(d) Regular employee - managerial position</li> <li>5(e) Regular employee - professional (nurse, teacher, etc.)</li> <li>6(f) Regular employee - don't know about occupation</li> </ul> | <ul style="list-style-type: none"> <li>7(g) Self-employed/family worker - agriculture, forestry or fishery</li> <li>8(h) Self-employed/family worker - other than agriculture, forestry or fishery</li> <li>9(i) Doing piecework at home</li> <li>10(j) Executive of a company or a corporation</li> <li>11(k) I didn't have a mother at that time.</li> <li>12 Don't know</li> </ul> |
|---|---|

Q66[Hand Card 64]How much were the educational expenses for the children of your family during the last one year? Include rent and allowances sent to children in school, but tuitions for adult learners should be excluded.

(If the number of children is zero in Q40, page 10, circle 16. Children means infants, pupils, school children and college students).

**SZEXED**

- |                                  |  |
|----------------------------------|--|
| 1(a) None                        | 10(j) 1 million yen - 2 million yen    |
| 2(b) Less than 30,000 yen        | 11(k) 2 million yen - 3 million yen    |
| 3(c) 30,000 yen - 50,000 yen     | 12(l) 3 million yen - 4 million yen    |
| 4(d) 50,000 yen - 100,000 yen    | 13(m) 4 million yen - 5 million yen    |
| 5(e) 100,000 yen - 150,000 yen   | 14(n) 5 million yen or over            |
| 6(f) 150,000 yen - 200,000 yen   | 15(o) All children finished schoolwork |
| 7(g) 200,000 yen - 300,000 yen   | 16 No children                         |
| 8(h) 300,000 yen - 500,000yen    | 17 Don't want to state the expenses    |
| 9(i) 500,000 yen - 1 million yen | 18 Don't know                          |

Q67-1[Hand Card65] What are your sources of financial support? Choose all items that apply.

Q67-2[Hand Card65] Which is your main source of income?

(If only one item applies in Q67-1, circle the same item in Q67-2.)

		Q67-1 Circle <u>all</u> that apply.	<b>INCMAIN</b> Q67-2 Circle the main source of income.
<b>INCSELF</b>	Your own income	1(a)	1(a)
<b>INCSP</b>	Spouse or partner's income	2(b)	2(b)
<b>INCPAR</b>	Parents' income	3(c)	3(c)
<b>INCFAM</b>	Income from family members other than your spouse or parents	4(d)	4(d)
<b>INCPEN</b>	Pension	5(e)	5(e)
<b>INCUEB</b>	Unemployment benefits	6(f)	6(f)
<b>INCSAVE</b>	Savings	7(g)	7(g)
<b>INCSOC</b>	Social welfare benefits	8(h)	8(h)
<b>INCIRR</b>	Occasional work	9(i)	9(i)
<b>INCRENT</b>	Rent income	10(j)	10(j)
<b>INCINVST</b>	Income from investment management	11(k)	11(k)
<b>INCOTHER</b>	Other (Please specify )	12(l)	12(l)
<b>INCNOKN</b>	Don't know	13	13

Q68-1[Hand Card66] Which one of the following best describes your annual household income last year?  
Please answer the income before deducting taxes. Include income not only from your jobs, but also from all other sources such as stock shares, pensions, and real estate.

Q68-2[Hand Card66] How much did you earn last year? Include income from sources other than your jobs.

Q68-3 (Only for respondents who are working)[Hand Card66] How much did you earn only from your main job last year?

(Ask this question of only those who replied either 1(a) 'I worked last week' or 2(b) 'I was going to work last week, but did not work' in Q1. If the respondent answered 3(c) 'I did not work,' choose 23 for Q68-3 and continue to Q68-4.)

Q68-4 (Only for respondents who currently have a spouse)[Hand Card66] How much did your spouse earn last year? Include income from sources other than his/her jobs.

(Ask this question of only those who replied either 1(a) "Currently married" or 6 "Cohabiting" in Q27-1. If the respondent answered something else in Q27-1, choose 22 for Q68-4 and Q68-5 and end the interview.)

Q68-5 (Only for respondents whose spouses are working)[Hand Card66] How much did your spouse earn only from his/her main job last year?

(Ask this question of only those who replied either 1(a) 'He/she worked last week' or 2(b) 'He/she was going to work last week, but did not work' in Q28-1. If the respondent answered 3(c) 'He/she did not work,' choose 23 for Q68-5 and end the interview.)

	SZHSINCM Q68-1 Household ↓	SZINCOMA Q68-2 Respondent ↓	SZINCOMX Q68-3 Respondent's main job ↓	SSSZINCA Q68-4 Spouse ↓	SSSZINCM Q68-5 Spouse's main job ↓
None	1(a)	1(a)	1(a)	1(a)	1(a)
Less than 700,000 yen	2(b)	2(b)	2(b)	2(b)	2(b)
700,000 yen - 1 million yen	3(c)	3 (c)	3(c)	3(c)	3(c)
1 million yen - 1.3 million yen	4(d)	4(d)	4(d)	4(d)	4(d)
1.3 million yen - 1.5 million yen	5(e)	5(e)	5(e)	5(e)	5(e)
1.5 million yen - 2.5 million yen	6(f)	6(f)	6(f)	6(f)	6(f)
2.5 million yen - 3.5 million yen	7(g)	7(g)	7(g)	7(g)	7(g)
3.5 million yen - 4.5 million yen	8(h)	8(h)	8(h)	8(h)	8(h)
4.5 million yen - 5.5 million yen	9(i)	9(i)	9(i)	9(i)	9(i)
5.5 million yen - 6.5 million yen	10(j)	10(j)	10(j)	10(j)	10(j)
6.5 million yen - 7.5 million yen	11(k)	11(k)	11(k)	11(k)	11(k)
7.5 million yen - 8.5 million yen	12(l)	12(l)	12(l)	12(l)	12(l)
8.5 million yen - 10 million yen	13(m)	13(m)	13(m)	13(m)	13(m)
10 million yen - 12 million yen	14(n)	14(n)	14(n)	14(n)	14(n)
12 million yen - 14 million yen	15(o)	15(o)	15(o)	15(o)	15(o)
14 million yen - 16 million yen	16(p)	16(p)	16(p)	16(p)	16(p)
16 million yen - 18.5 million yen	17(q)	17(q)	17(q)	17(q)	17(q)
18.5 million yen - 23 million yen	18(r)	18(r)	18 (r)	18 (r)	18(r)
23 million yen or over	19(s)	19(s)	19 (s)	19 (s)	19(s)
Don't want to state the income	20	20	20	20	20
Don't know	21	21	21	21	21
Don't have a spouse	*	*	*	22 ---▶	22
Don't work	*	*	23	*	23

This is the end of interview. Thank you very much for your kind cooperation.

[To be completed by interviewer]

F1.Was the respondent cooperative?

**COOP**

- 1 Very cooperative                      2 Rather cooperative                      3 Rather uncooperative                      4 Not cooperative at all

F2.Did the respondent understand these questions well?

**USTAND**

- 1 Very well                      2 Relatively well                      3 Had a little difficulty                      4 Didn't understand at all

F3.Which question(s) didn't the respondent seem to understand?

(Please describe in detail.)

F4.Others (Please write down anything you noticed.)

(Please describe in as much detail as possible about the provision of incentives, the respondent's reactions, etc.)

F5.What is the residential area of the respondent?

**AREA**

- 1 Area where a number of factories are located
- 2 Area where a number of stores and offices are located
- 3 Old residential area (residential area from the pre-war period)
- 4 New residential area (including new towns developed after the war)
- 5 Farming/fishing village
- 6 Other (\_\_\_\_\_)

F6-1 What is the type of the respondent's house?

**TPHOUSE**

- 1 Detached                      2 Housing complex (apartment, condominium, etc.)



F6-2 Does the entrance of the Housing complex lock automatically?  
**AUTOLOCK**  
 1 Yes                      2 No

F7.Which did you proceed first, an interview or a self-administered questionnaire?

**PROC**

- 1 Interview first                      2 Self-administered first

F8.Do not forget to record interview time and duration of interview.

(Duration of interview means the time spent for the interview and does not include time required for explanation or asking people for their cooperation.)

**DURATION**

Time interview was held		Duration of interview
From ___:___ (a.m./p.m.)	To ___:___ (a.m./p.m.)	Approximately ___ minutes