



January, 2009
JGSS-2009LCS Interview Questionnaire

JGSS Research Center, Osaka University of Commerce
Joint Usage / Research Center for Japanese General Social Surveys
Accredited by Minister of Education, Culture, Sports, Science and Technology

Seventh International Comparative Survey on Values and Behavioral Patterns
-Special Survey on Working Conditions and Life Styles-

IDUSE
BLOCK
PREF
SIZE
SIZE2K

	Day of Visit		Time		Present			
1	Month	Day()	Hr	Min	am / pm	Subject	Family only	Not present
2	Month	Day()	Hr	Min	am / pm	Subject	Family only	Not present
3	Month	Day()	Hr	Min	am / pm	Subject	Family only	Not present
4	Month	Day()	Hr	Min	am / pm	Subject	Family only	Not present
5	Month	Day()	Hr	Min	am / pm	Subject	Family only	Not present
6	Month	Day()	Hr	Min	am / pm	Subject	Family only	Not present
7	Month	Day()	Hr	Min	am / pm	Subject	Family only	Not present
8	Month	Day()	Hr	Min	am / pm	Subject	Family only	Not present
9	Month	Day()	Hr	Min	am / pm	Subject	Family only	Not present
10	Month	Day()	Hr	Min	am / pm	Subject	Family only	Not present

Record all visits until able to meet with the subject.
(Up to ten visits).
All attempts to meet with the subject must be made over a period of four days.
(If multiple visits are made on the same day this counts as one day, but this is not to prohibit same-day visits).

Collection Status
<p>Interview</p> <p>1 Completed DATE (mm dd) MONTH DAY</p> <p>2 Not completed</p>
<p>Self-administered questionnaire</p> <p>1 Completed DATEB (mm dd) MONTHB DAYB</p> <p>2 Not completed</p> <p>Be sure to fill in the next page if either of the interview or the self-administered questionnaire was not completed.</p>
<p>Date / time planned to collect self-administered questionnaire</p>

SEXA
DOYEAR
AGEB
MARC

This page must be filled in if either the interview or the self-administered questionnaire was not completed.

N1. The date when collecting the questionnaires was found to be impossible.

Month
 Day
 1 am Hr.
 Min.

N2. The type of the subject's house

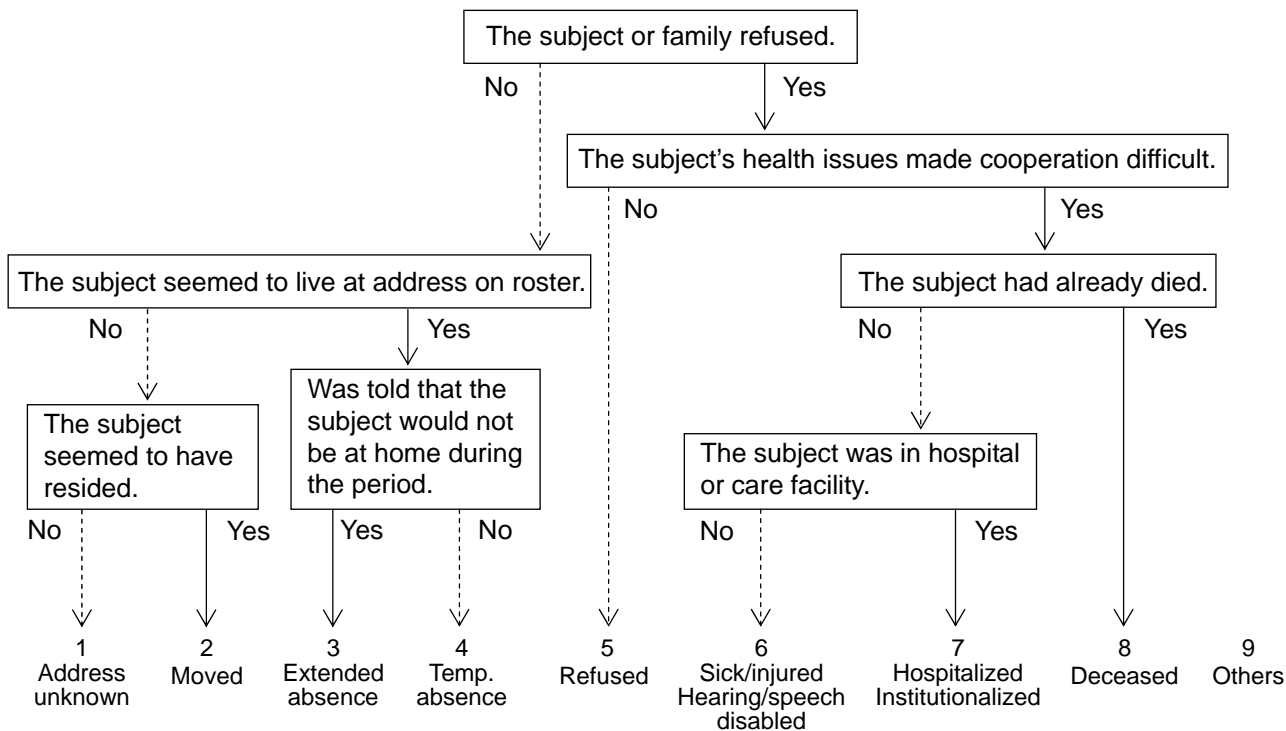
- 1 Detached 2 Housing complex (apartment, condominium, etc.) 3 Unknown

↓

N2-2. Does the entrance of the Housing complex lock automatically?

1 Yes 2 No

N3. The reason collecting the questionnaires was impossible.



Classify the reason according to the flow chart above.
 If result is suspicious or unusual, circle "9 Others" and enter comments in the box below.

Transcribe number circled here to the "Reason for nonresponse" box on the subject roster.

N4. Detailed circumstances surrounding impossibility of completing questionnaire (please provide sufficient detail if events are complicated).

The following are the questions regarding your job.

Q1-1[Hand Card1] Did you have a paying job last week, or did you plan to work last week? Choose from below.

Allow the respondent to include any kind of paying job such as part-time temporary job and family work.

XJOB1WK

- | | | | |
|---------------------|---|-----------------|--|
| 1
(a) | 2
(b) | 3
(c) | 4 |
| I worked last week. | I was going to work last week, but did not work due to illness or days off. | I did not work. | There was no job available last week although I am employed. |

Additional code based on the content of "5 other" in Q1-2

Q1-2[Hand Card2] Which category below have you belonged to during the last week?

TP5UNEMP

- | | |
|----------------------------------|---|
| 1(a) Unemployed | 4(d) Unable to work due to mental or physical problem |
| 2(b) Student | 5(e) Other (Please specify) |
| 3(c) Mainly engaged in housework | 6 Don't know |

Q1-3 Are you looking for a job now?

DOFINDJB

- | | |
|-------|------|
| 1 Yes | 2 No |
|-------|------|

To Q16, page 7

You will be asked a few details about your job. If you have two or more jobs, please answer concerning your main job.

Q2-1[Hand Card3] Which one of the following categories best describes your job?

Allow a respondent to determine whether he/she is 1 (a) an executive or 6 (f) a self-employed person. Government employees should also reply to the following questions.

TPJOB

- 1(a) Executive of a company or a corporation
- 2(b) Regular employee
- 3(c) Temporary worker (Daily worker, Part-time temporary worker, Doing piece work at home)
- 4(d) Dispatched worker from temporary personnel agency
- 5(e) Contract employee or non-regular employee
- 6(f) Self-employed
- 7(g) Family worker
- 8 Don't know

Q2-2[Hand Card4] Which of the following posts are you now appointed?

TPJOBP

- 1(a) No managerial post
- 2(b) Group leader, Foreman
- 3(c) Sub-section Head (or equivalent position) -*kakaricho*
- 4(d) Section Head, Manager (or equivalent position) -*kacho*
- 5(e) Department Head, General Manager (or equivalent position) -*bucho*
- 6(f) Other managerial post (Please specify)
- 7 Don't know

Q3[Hand card5] How long on the average does it take from your residence to your workplace?

DOCMT

SZCMTTL

	1 (a)	2 (b)	3 (c)
About <input style="width: 50px; height: 20px;" type="text"/> <input style="width: 50px; height: 20px;" type="text"/>	hour(s) <input style="width: 50px; height: 20px;" type="text"/> <input style="width: 50px; height: 20px;" type="text"/>	minute(s)	Residence and workplace are the same.
SZCMTHR	SZCMTMIN		Workplace varies depending on the days.

Q4[Hand Card6] Which category below does your workplace belong to?

Choose Government agency if receiving wages from the central government or local governments (public school teacher, firefighter, etc.). Government agency does not apply to public corporations.

TP4WPLA

- 1(a) Government agency
- 2(b) Independent establishment (No branch offices, factories or stores exist.)
- 3(c) Branch establishment (Headquarters or main store exists in another place.)
- 4(d) Headquarters or main establishment (Branch offices, factories or stores exist in other places.)
- 5 Don't know

Q5 What kind of business is your workplace engaged in? Please give details (e.g., selling vegetables, manufacturing automobiles, operating an inn, operating a branch of a bank, etc.).

If a respondent is a dispatched worker, have the respondent answer about the workplace to which he/she is dispatched.

XXWPL

(Please describe in detail. Company name alone is not acceptable.)

Q6 What kind of job do you usually do? Please give details (e.g., elementary school teacher, cram-school teacher, farmer, bus driver, automobile mechanic, supermarket cashier, accounting clerk at a bank, computer programmer, clerical staff member for a sales department, on-the-road sales person of cosmetics, etc.).

XXJOB

(Please describe in detail.)

Q7 How many total hours did you work last week, including overtime?

Have a respondent answer the actual number of working hours, including unpaid overtime.

If a respondent did not work last week due to illness or days off, have the respondent answer according to normal circumstances.

XJOBHWK

Weekly total for main job

hour(s)

Q8 Normally, how long are you supposed to work per week? Please answer your scheduled work hours set by regulation or contract. If you are self-employed, please answer approximate work hours you set.

XJBSCCH

Weekly total set at

hour(s)

Q9[Hand Card7] How many people work in the entire corporation or organization where you work? Please answer the entire number of people in the corporation or organization. Also, please make sure to include all the working people such as family workers, non-regular employees, and yourself.

Choose Government agency if receiving wages from the central government or local governments (public school teacher, firefighter, etc.). Government agency does not apply to public corporations.

If a respondent is a dispatched worker, have the respondent answer about the size of workplace to which he/she is dispatched.

SZTTLSTA

1(a) 1	5(e) 30-99	9(i) 1,000-1,999
2(b) 2-4	6(f) 100-299	10(j) 2,000-9,999
3(c) 5-9	7(g) 300-499	11(k) 10,000 or over
4(d) 10-29	8(h) 500-999	12(l) Government agency
		13 Don't know

Q10[Hand card8] Do you belong to a labor union? Choose from below.

JOINUNI

1 (a)	2 (b)	3 (c)	4
I am a member of a labor union at my workplace.	I am a member of a labor union outside of my workplace.	I am not a member of any labor union.	Don't know

Q11[Hand card 9] How many workers are non-regular employees and/or part-time employees (dispatched worker, contract worker, part-time worker, and temporary worker) at your workplace?

NOREGEM

1 (a)	2 (b)	3 (c)	4 (d)	5 (e)	6
Approximately 0 to 10%	Approximately 20 to 40%	Approximately 50%	Approximately 60 to 80%	Approximately 90 to 100%	Don't know

Q12[Hand Card10] On the whole, how satisfied are you with the (main) job you have? Choose from below.

ST5JOB

1 (a)	2 (b)	3 (c)	4 (d)	5 (e)	6
Satisfied	Somewhat satisfied	Neither satisfied nor dissatisfied	Somewhat dissatisfied	Dissatisfied	Don't know

Q13[Hand Card11] Are you considering quitting your current job (your business)?

WLKEEPJA

1 (a)	2 (b)	3 (c)	4
I am considering quitting in the near future.	I am not considering quitting (now).	I am not considering quitting at all.	Don't know

Q14[Hand Card12] Thinking about the next 12 months, how likely do you think it is that you will lose your job or be laid off?

Include cases where self-employed people lose their jobs due to bankruptcy, etc.

OP4UNEMP

- | | | | | |
|-------------------------|---------------------------|----------------------------|-------------------------------|-----------------|
| 1
(a)
Very likely | 2
(b)
Fairly likely | 3
(c)
Not too likely | 4
(d)
Not at all likely | 5
Don't know |
|-------------------------|---------------------------|----------------------------|-------------------------------|-----------------|

Q15-1 Aside from your main job, do you have an extra job?

XSJB1WK

1 Yes

2 No

To Q16, page7

Q15-2 How many side-jobs do you have?

XSJBNUM

The number of side-jobs =

Q15-3 How many total hours did you work for your side-jobs last week, including overtime?

Have a respondent answer the actual number of working hours, including unpaid overtime.

If a respondent did not work last week due to illness or days off, have the respondent answer according to normal circumstances.

SZSJBHWK

Weekly total for side-jobs

hour(s)

Q15-4[Hand Card 13] Which one of the following categories best describes your side-job? If you have two or more side-jobs, please answer concerning your main side-job.

Allow a respondent to determine whether he/she is 1 (a) an executive or 6 (f) a self-employed person.

XSJOBTP

- 1(a) Executive of a company or a corporation
- 2(b) Regular employee
- 3(c) Temporary worker (Daily worker, Part-time temporary worker, Doing piece work at home)
- 4(d) Dispatched worker from temporary personnel agency
- 5(e) Contract employee or non-regular employee
- 6(f) Self-employed
- 7(g) Family worker
- 8 Don't know

Q15-5 What kind of job do you usually do? Please give details. If you have two or more side-jobs, please answer concerning your main side-job.

XXSJOB

(Please describe in detail.)

(For respondents who have attended 2-year college, university, graduate school, vocational or specialty school, college of technology) Respondents who selected 2(b)-6(f) in Q22

The following questions are on schools you attended other than junior high school and high school. If you attended two or more schools, please answer in chronological order. If a respondent attended 4 or more schools, write in the margin.

Q24-1[Hand Card19] You attended _____. Is that correct? Verify the answer from Q22.

Q24-2 Was the sector of the school national, public, or private?

Q24-3 Please tell us your department and division(subject area for vocational or specialty school) in which you learned your major field of study.

Q24-4 Did you graduate from the school?

Q24-5 For how long did you attend the school? Use "Life Event Sheet" as reference if necessary.

	SCH01 1st school	SCH02 2nd school	SCH03 3rd school
School Type	SCH01TP 2(b) 2-year college 3(c) University 4(d) Graduate school 5(e) Vocational or specialty school 6(f) College of technology	SCH02TP 2(b) 2-year college 3(c) University 4(d) Graduate school 5(e) Vocational or specialty school 6(f) College of technology	SCH03TP 2(b) 2-year college 3(c) University 4(d) Graduate school 5(e) Vocational or specialty school 6(f) College of technology
Sector of School	SCH01SCT 1 National 2 Public 3 Private 4 Other ()	SCH02SCT 1 National 2 Public 3 Private 4 Other ()	SCH03SCT 1 National 2 Public 3 Private 4 Other ()
Dept. & Div. (Area)	SCH01DPT	SCH02DPT	SCH03DPT
Graduation	SCH01GRD 1 Graduated 2 Dropped out 3 Still in school	SCH02GRD 1 Graduated 2 Dropped out 3 Still in school	SCH03GRD 1 Graduated 2 Dropped out 3 Still in school
Length of School Attendance	Year Month From 19 <input type="text"/> <input type="text"/> 20 <input type="text"/> <input type="text"/> SCH01STY SCH01STM to 19 <input type="text"/> <input type="text"/> 20 <input type="text"/> <input type="text"/> SCH01ENY SCH01ENM	Year Month From 19 <input type="text"/> <input type="text"/> 20 <input type="text"/> <input type="text"/> SCH02STY SCH02STM to 19 <input type="text"/> <input type="text"/> 20 <input type="text"/> <input type="text"/> SCH02ENY SCH02ENM	Year Month From 19 <input type="text"/> <input type="text"/> 20 <input type="text"/> <input type="text"/> SCH03STY SCH03STM to 19 <input type="text"/> <input type="text"/> 20 <input type="text"/> <input type="text"/> SCH03ENY SCH03ENM

(To all respondents)

You will be now asked questions on your work experience.

Q25[Hand Card20] Did you have a part-time job while you were a student? Please select all periods when you had a part-time job. Period in which a respondent attends private tutoring school for college entrance will be 3(c).

- PTJBHJS** 1(a) Period in which you attended junior high school (approximately by 15 years old)
- PTJBHS** 2(b) Period in which you attended high school (approximately from 15 to 18 years old)
- PTJBAHS** 3(c) Period in which you attended school after high school (approximately after 18 years old)
- PTJBNO** 4(d) I had no part-time job when I was a student.
- PTJBDK** 5 Don't know

Q26-1[Hand Card21] Other than a temporary part-time job while you were a student, have you had a job with pay? When did you start the job with pay for the first time? Please tell us the month and the year.

Q26-2[Hand Card21] Do you still keep the first job? (If you do not keep the job) When did you quit the job?

Q26-3[Hand Card21] Have you had a side-job while you work for the job? Is so, please choose all that apply.

Use "Life Event Sheet" as reference if necessary.

If there is no blank period, a high school graduate starts a job in April of 3 years after junior high school graduation, a college graduate starts a job in April of 7 years after junior high school graduation.

If a respondent became a regular employee at the part-time job while he/she was a student, if a respondent kept the part-time job, or if a respondent had a job with pay while he/she was an evening high school student, the job should be regarded as his/her first job with pay and write accordingly in the margin.

		Q26-1 Start year and month	Q26-2 End year and month	Q26-3 Side-job (Choose <u>all</u>)
Job 1	JOB01 1 Yes	19 <input type="text"/> <input type="text"/> <input type="text"/> <input type="text"/> 20 <input type="text"/> <input type="text"/> <input type="text"/> <input type="text"/> JB01STY JB01STM	JB01ONG 1 19 <input type="text"/> <input type="text"/> <input type="text"/> <input type="text"/> 20 <input type="text"/> <input type="text"/> <input type="text"/> <input type="text"/> JB01ENY JB01ENM 2 Until now	JB01SJNO 1(a) No side-job JB01SJDP 2(b) Dispatched work JB01SJPT 3(c) Part-time work JB01SJFB 4(d) Family business assistance JB01SJOT 5(e) Other ()
	2 No			
		<div style="display: flex; align-items: center;"> <div style="border: 1px solid black; padding: 2px; margin-right: 10px;">To Q33-1, page 20</div> <div>Cases in which a respondent has never had a job</div> </div>		

Q27-1[Hand Card 21] After your first job, did you change your job? In case an organization to which you belonged experienced M&A (merger and acquisition), or in case an workplace to which you were dispatched shifted, please consider such cases as a job change. If you have been registered at a temporary personnel agency, please tell us a period only when you actually worked.

Q27-2[Hand Card 21] When did you start your second job?

Q27-3[Hand Card 21] Do you still keep the second job? (If not) When did you quit?

Q27-4[Hand Card 21] Have you had a side-job while you work for the job? Is so, please choose all that apply. (Repeat this series of questions in the same way for jobs after second job. Go to next question when you asked the series of questions for all the jobs a respondent had.)

Use "Life Event Sheet" as reference if necessary.

Time when a respondent ended a job can overlaps with time when the respondent started a job. However, have a respondent answer on a main job if the respondent had multiple jobs at the same time.

Maternal leave, childcare leave, and sick leave should be included in the working period.

Write in the margin if a respondent have 7 or more jobs.

		Q27-1	Q27-2 Start year and month	Q27-3 End year and month	Q27-4 Side-job (Choose <u>all</u>)
Job 2	JOB** 1 Yes		19 <input type="text"/> <input type="text"/> <input type="text"/> <input type="text"/> 20 <input type="text"/> <input type="text"/> <input type="text"/> <input type="text"/> JB**STY JB**STM	JB**ONG 1 19 <input type="text"/> <input type="text"/> <input type="text"/> <input type="text"/> 20 <input type="text"/> <input type="text"/> <input type="text"/> <input type="text"/> JB**ENY JB**ENM 2 Until now	JB**SJNO 1(a) No side-job JB**SJDP 2(b) Dispatched job JB**SJPT 3(c) Part-time job JB**SJFB 4(d) Family business assistance JB**SJOT 5(e) Other ()
	2 No				
Job 3	1 Yes		19 <input type="text"/> <input type="text"/> <input type="text"/> <input type="text"/> 20 <input type="text"/> <input type="text"/> <input type="text"/> <input type="text"/>	1 19 <input type="text"/> <input type="text"/> <input type="text"/> <input type="text"/> 20 <input type="text"/> <input type="text"/> <input type="text"/> <input type="text"/> 2 Until now	1(a) No side-job 2(b) Dispatched job 3(c) Part-time job 4(d) Family business assistance 5(e) Other ()
	2 No				
Job 4	1 Yes		19 <input type="text"/> <input type="text"/> <input type="text"/> <input type="text"/> 20 <input type="text"/> <input type="text"/> <input type="text"/> <input type="text"/>	1 19 <input type="text"/> <input type="text"/> <input type="text"/> <input type="text"/> 20 <input type="text"/> <input type="text"/> <input type="text"/> <input type="text"/> 2 Until now	1(a) No side-job 2(b) Dispatched job 3(c) Part-time job 4(d) Family business assistance 5(e) Other ()
	2 No				
Job 5	1 Yes		19 <input type="text"/> <input type="text"/> <input type="text"/> <input type="text"/> 20 <input type="text"/> <input type="text"/> <input type="text"/> <input type="text"/>	1 19 <input type="text"/> <input type="text"/> <input type="text"/> <input type="text"/> 20 <input type="text"/> <input type="text"/> <input type="text"/> <input type="text"/> 2 Until now	1(a) No side-job 2(b) Dispatched job 3(c) Part-time job 4(d) Family business assistance 5(e) Other ()
	2 No				
Job 6	1 Yes		19 <input type="text"/> <input type="text"/> <input type="text"/> <input type="text"/> 20 <input type="text"/> <input type="text"/> <input type="text"/> <input type="text"/>	1 19 <input type="text"/> <input type="text"/> <input type="text"/> <input type="text"/> 20 <input type="text"/> <input type="text"/> <input type="text"/> <input type="text"/> 2 Until now	1(a) No side-job 2(b) Dispatched job 3(c) Part-time job 4(d) Family business assistance 5(e) Other ()
	2 No				

(Use this table if a respondent has a period during which a main job is unclear.)

If there is a period during which a respondent changed jobs, including dispatched work and part-time jobs, in a short time period (approximately less than 3 months), and not sure which was a main job, use the table below and ask the following questions:

- 1) Period during which a main job is unclear
- 2) Work arrangement (Circle all that apply)
- 3) Type of Occupation (Circle all that apply)

Write in the margin if there are 4 or more periods during which a main job is unclear.

	(1) Start & end year and month	(2) Work Arrangement (Circle all that apply)	(3) Occupation (Circle all that apply)
1st period	NMJ**ONG From 19 <input type="text"/> <input type="text"/> <input type="text"/> <input type="text"/> <input type="text"/> <input type="text"/> <input type="text"/> <input type="text"/> 20 <input type="text"/> <input type="text"/> <input type="text"/> <input type="text"/> <input type="text"/> <input type="text"/> <input type="text"/> <input type="text"/> NMJ**STY NMJ**STM to 1 19 <input type="text"/> <input type="text"/> <input type="text"/> <input type="text"/> <input type="text"/> <input type="text"/> <input type="text"/> <input type="text"/> 20 <input type="text"/> <input type="text"/> <input type="text"/> <input type="text"/> <input type="text"/> <input type="text"/> <input type="text"/> <input type="text"/> NMJ**ENY NMJ**ENM 2 Until now	NMJ**DP 1 Dispatched job NMJ**PT 2 Part-time job NMJ**FB 3 Family business assistance NMJ**OT 4 Others ()	NMJ**OCL 1 Clerical Work NMJ**OSV 2 Service NMJ**OSL 3 Sales NMJ**OFY 4 Factory/Warehouse NMJ**OCR 5 Construction NMJ**OTP 6 Transportation NMJ**OSG 7 Security guard NMJ**OWF 8 Welfare-related profession NMJ**OIT 9 IT-related profession NMJ**OOT 10 Other ()
2nd period	From 19 <input type="text"/> <input type="text"/> <input type="text"/> <input type="text"/> <input type="text"/> <input type="text"/> <input type="text"/> <input type="text"/> 20 <input type="text"/> <input type="text"/> <input type="text"/> <input type="text"/> <input type="text"/> <input type="text"/> <input type="text"/> <input type="text"/> to 1 19 <input type="text"/> <input type="text"/> <input type="text"/> <input type="text"/> <input type="text"/> <input type="text"/> <input type="text"/> <input type="text"/> 20 <input type="text"/> <input type="text"/> <input type="text"/> <input type="text"/> <input type="text"/> <input type="text"/> <input type="text"/> <input type="text"/> 2 Until now	1 Dispatched job 2 Part-time job 3 Family business assistance 4 Others ()	1 Clerical Work 2 Service 3 Sales 4 Factory/Warehouse 5 Construction 6 Transportation 7 Security guard 8 Welfare-related profession 9 IT-related profession 10 Other ()
3rd period	From 19 <input type="text"/> <input type="text"/> <input type="text"/> <input type="text"/> <input type="text"/> <input type="text"/> <input type="text"/> <input type="text"/> 20 <input type="text"/> <input type="text"/> <input type="text"/> <input type="text"/> <input type="text"/> <input type="text"/> <input type="text"/> <input type="text"/> to 1 19 <input type="text"/> <input type="text"/> <input type="text"/> <input type="text"/> <input type="text"/> <input type="text"/> <input type="text"/> <input type="text"/> 20 <input type="text"/> <input type="text"/> <input type="text"/> <input type="text"/> <input type="text"/> <input type="text"/> <input type="text"/> <input type="text"/> 2 Until now	1 Dispatched job 2 Part-time job 3 Family business assistance 4 Others ()	1 Clerical Work 2 Service 3 Sales 4 Factory/Warehouse 5 Construction 6 Transportation 7 Security guard 8 Welfare-related profession 9 IT-related profession 10 Other ()

Q28 Have you ever return to your old job that you had once quit? If so, which jobs are actually the same?

If a respondent have returned to his/her old job 3 or more times, write in the margin.

SAMWKL 1 Never 2 Yes **SAMWK1** th job and th job are the same

SAMWK1**

SAMWK2 th job and th job are the same

SAMWK2**

Q29 Based on what you said, is(are) the period(s) during which you were unemployed after you finished school as follows?

Confirm the period during which a respondent was employed by checking Q26 and Q27, and fill out the table below.

Unemployed period starts the following month after a respondent quit a job (or after a respondent finished his/her last school), and end a month before a respondent started next job.

Write in the margin, if a respondent have 5 or more unemployed periods.

UNE** 1st unemployed period	From 19 <input type="text"/> <input type="text"/> <input type="text"/> <input type="text"/> <input type="text"/> <input type="text"/> <input type="text"/> <input type="text"/> 20 <input type="text"/> <input type="text"/> <input type="text"/> <input type="text"/> <input type="text"/> <input type="text"/> <input type="text"/> <input type="text"/> UNE**STY UNE**STM	UNE**ONG 1 19 <input type="text"/> <input type="text"/> <input type="text"/> <input type="text"/> <input type="text"/> <input type="text"/> <input type="text"/> <input type="text"/> 20 <input type="text"/> <input type="text"/> <input type="text"/> <input type="text"/> <input type="text"/> <input type="text"/> <input type="text"/> <input type="text"/> 2 Until now UNE**ENY UNE**ENM
2nd unemployed period	From 19 <input type="text"/> <input type="text"/> <input type="text"/> <input type="text"/> <input type="text"/> <input type="text"/> <input type="text"/> <input type="text"/> 20 <input type="text"/> <input type="text"/> <input type="text"/> <input type="text"/> <input type="text"/> <input type="text"/> <input type="text"/> <input type="text"/>	1 19 <input type="text"/> <input type="text"/> <input type="text"/> <input type="text"/> <input type="text"/> <input type="text"/> <input type="text"/> <input type="text"/> 20 <input type="text"/> <input type="text"/> <input type="text"/> <input type="text"/> <input type="text"/> <input type="text"/> <input type="text"/> <input type="text"/> 2 Until now
3rd unemployed period	From 19 <input type="text"/> <input type="text"/> <input type="text"/> <input type="text"/> <input type="text"/> <input type="text"/> <input type="text"/> <input type="text"/> 20 <input type="text"/> <input type="text"/> <input type="text"/> <input type="text"/> <input type="text"/> <input type="text"/> <input type="text"/> <input type="text"/>	1 19 <input type="text"/> <input type="text"/> <input type="text"/> <input type="text"/> <input type="text"/> <input type="text"/> <input type="text"/> <input type="text"/> 20 <input type="text"/> <input type="text"/> <input type="text"/> <input type="text"/> <input type="text"/> <input type="text"/> <input type="text"/> <input type="text"/> 2 Until now
4th unemployed period	From 19 <input type="text"/> <input type="text"/> <input type="text"/> <input type="text"/> <input type="text"/> <input type="text"/> <input type="text"/> <input type="text"/> 20 <input type="text"/> <input type="text"/> <input type="text"/> <input type="text"/> <input type="text"/> <input type="text"/> <input type="text"/> <input type="text"/>	1 19 <input type="text"/> <input type="text"/> <input type="text"/> <input type="text"/> <input type="text"/> <input type="text"/> <input type="text"/> <input type="text"/> 20 <input type="text"/> <input type="text"/> <input type="text"/> <input type="text"/> <input type="text"/> <input type="text"/> <input type="text"/> <input type="text"/> 2 Until now

Q30-1[Hand Card22] What kind of job search activities did you do for your first job? Choose all activities regardless of whether they led to your first job.

Q30-2[Hand Card22] Which job search activity led you to your first job?

	Q30-1 Circle <u>all</u> that apply	JSFJOB Q30-2 Circle <u>one</u> that led to your first job
Referral by family member or relative	TPJSFAM 1 (a)	1 (a)
Referral by friend or acquaintance	TPJSFRD 2 (b)	2 (b)
Invitation from workplace (including a senior who is employed by the workplace)	TPJSWK 3 (c)	3 (c)
Recommendation from school or research laboratory to which you belong	TPJSREC 4 (d)	4 (d)
Application entry through job offers at school	TPJSOFF 5 (e)	5 (e)
Application entry through job search website	TPJSWEB 6 (f)	6 (f)
Application entry through job advertisement	TPJSAD 7 (g)	7 (g)
Referral by public employment agency	TPJSPUB 8 (h)	8 (h)
Referral by private employment agency	TPJSPRV 9 (i)	9 (i)
Continued employment by a workplace where you had a part-time job as a student	TPJSPT 10 (j)	10 (j)
Succession of family business	TPJSFB 11 (k)	11 (k)
Initiation of new own business	TPJSNEW 12 (l)	12 (l)
Other (Please specify)	TPJSOT 13 (m)	13 (m)
Don't know	TPJSDK 14	14
<i>Additional variable based on the content of "13 Other"</i> Direct application	TPJSAPOT 15	15

You will be now asked a few details about your job in chronological order. If you have two or more jobs simultaneously, please answer concerning your main job. Let me ask your first job.

Ask orderly about "Job1", "Job2", ... from Q26 and Q27.

(If a respondent's current job is the same as his/her first job, skip the following questions encircled by dotted-lines and ask from Q31-1C.)

Q31-1A What kind of business is the workplace engaged in? Please give details.

If a respondent is a dispatched worker, have the respondent answer about the workplace to which he/she is dispatched.

JOB01WPL

(Please describe in detail. Company name alone is not acceptable.)

Q31-1B[Hand Card 23] How many people work in the entire corporation or organization where you work?

Please answer the entire number of people in the corporation or organization.

If a respondent is a dispatched worker, have the respondent answer about the size of workplace to which he/she is dispatched.

JOB01SZ

- | | | |
|------------|--------------|-------------------------|
| 1(a) 1 | 5(e) 30-99 | 9(i) 1,000-1,999 |
| 2(b) 2-4 | 6(f) 100-299 | 10(j) 2,000-9,999 |
| 3(c) 5-9 | 7(g) 300-499 | 11(k) 10,000 or over |
| 4(d) 10-29 | 8(h) 500-999 | 12(l) Government agency |
| | | 13 Don't know |

Q31-1C[Hand Card 24] Which one of the following categories best describes your job?

Q31-1D(For respondents who are regular employee)[Hand Card 25] Which of the following posts are you now appointed?

Q31-1E What kind of job were you initially assigned? Please give details.

Q31-1F[Hand Card 26] At the workplace you just mentioned, did you have changes in work arrangement, job title, and/or assigned job? If so, please tell us when and how the change(s) occurred in chronological order.

Draw diagonal lines in the table when a respondent did not have changes. If there are 3 or more changes, write in the margin.

	Beginning of Job1	JB01S1 Shift 1	JB01S2 Shift 2
C Work arrangement	JB01S0TP 1 (a) Executive of a company or a corporation 2 (b) Regular employee 3 (c) Temporary worker (Daily worker, Part-time temporary worker, Doing piece work at home) 4 (d) Dispatched worker from temporary personnel agency 5 (e) Contract employee or non-regular employee 6 (f) Self-employed 7 (g) Family worker 8 Don't know	JB01S1TP 1 (a) Executive of a company or a corporation 2 (b) Regular employee 3 (c) Temporary worker (Daily worker, Part-time temporary worker, Doing piece work at home) 4 (d) Dispatched worker from temporary personnel agency 5 (e) Contract employee or non-regular employee 6 (f) Self-employed 7 (g) Family worker 8 Don't know	JB01S2TP 1 (a) Executive of a company or a corporation 2 (b) Regular employee 3 (c) Temporary worker (Daily worker, Part-time temporary worker, Doing piece work at home) 4 (d) Dispatched worker from temporary personnel agency 5 (e) Contract employee or non-regular employee 6 (f) Self-employed 7 (g) Family worker 8 Don't know
D Job title	JB01S0TL 1(a) No managerial post 2(b) Group leader, Foreman 3(c) Sub-section Head (or equivalent position)- <i>kakaricho</i> 4(d) Section Head, Manager (or equivalent position)- <i>kacho</i> 5(e) Department Head, General Manager (or equivalent position) - <i>bucho</i> 6(f) Other managerial post (Please specify) 7 Don't know	JB01S1TL 1(a) No managerial post 2(b) Group leader, Foreman 3(c) Sub-section Head (or equivalent position)- <i>kakaricho</i> 4(d) Section Head, Manager (or equivalent position)- <i>kacho</i> 5(e) Department Head, General Manager (or equivalent position) - <i>bucho</i> 6(f) Other managerial post (Please specify) 7 Don't know	JB01S2TL 1(a) No managerial post 2(b) Group leader, Foreman 3(c) Sub-section Head (or equivalent position)- <i>kakaricho</i> 4(d) Section Head, Manager (or equivalent position)- <i>kacho</i> 5(e) Department Head, General Manager (or equivalent position) - <i>bucho</i> 6(f) Other managerial post (Please specify) 7 Don't know
E Occupation	JB01S0OC	JB01S1OC	JB01S2OC
F Shift	Year Month 19 <input type="text"/> <input type="text"/> <input type="text"/> <input type="text"/> 20 <input type="text"/> <input type="text"/> <input type="text"/> <input type="text"/>	Year Month 19 <input type="text"/> <input type="text"/> <input type="text"/> <input type="text"/> 20 <input type="text"/> <input type="text"/> <input type="text"/> <input type="text"/>	Year Month 19 <input type="text"/> <input type="text"/> <input type="text"/> <input type="text"/> 20 <input type="text"/> <input type="text"/> <input type="text"/> <input type="text"/>
		JB01S1Y JB01S1M	JB01S2Y JB01S2M

Let me ask your second job. If a respondent does not have a second job, go to Q32-1 on page19.
(If a respondent's current job is the same as his/her first job, skip the following questions encircled by dotted-lines and ask from Q31-2C.)

Q31-2A What kind of business is the workplace engaged in? Please give details.

If a respondent is a dispatched worker, have the respondent answer about the workplace to which he/she is dispatched.

JOB02WPL

(Please describe in detail. Company name alone is not acceptable.)

Q31-2B[Hand Card 23] How many people work in the entire corporation or organization where you work?
 Please answer the entire number of people in the corporation or organization.

If a respondent is a dispatched worker, have the respondent answer about the size of workplace to which he/she is dispatched.

JOB02SZ

- | | | |
|------------|--------------|-------------------------|
| 1(a) 1 | 5(e) 30-99 | 9(i) 1,000-1,999 |
| 2(b) 2-4 | 6(f) 100-299 | 10(j) 2,000-9,999 |
| 3(c) 5-9 | 7(g) 300-499 | 11(k) 10,000 or over |
| 4(d) 10-29 | 8(h) 500-999 | 12(l) Government agency |
| | | 13 Don't know |

Q31-2C[Hand Card 24] Which one of the following categories best describes your job?

Q31-2D(**For respondents who are regular employee**)[Hand Card 25] Which of the following posts are you now appointed?

Q31-2E What kind of job were you initially assigned? Please give details.

Q31-2F[Hand Card 26] At the workplace you just mentioned, did you have changes in work arrangement, job title, and/or assigned job? If so, please tell us when and how the change(s) occurred in chronological order.

Draw diagonal lines in the table when a respondent did not have changes. If there are 3 or more changes, write in the margin.

	Beginning of Job2	JB02S1 Shift 1	JB02S2 Shift 2
C Work arrangement	JB02S0TP 1 (a) Executive of a company or a corporation 2 (b) Regular employee 3 (c) Temporary worker (Daily worker, Part-time temporary worker, Doing piece work at home) 4 (d) Dispatched worker from temporary personnel agency 5 (e) Contract employee or non-regular employee 6 (f) Self-employed 7 (g) Family worker 8 Don't know	JB02S1TP 1 (a) Executive of a company or a corporation 2 (b) Regular employee 3 (c) Temporary worker (Daily worker, Part-time temporary worker, Doing piece work at home) 4 (d) Dispatched worker from temporary personnel agency 5 (e) Contract employee or non-regular employee 6 (f) Self-employed 7 (g) Family worker 8 Don't know	JB02S2TP 1 (a) Executive of a company or a corporation 2 (b) Regular employee 3 (c) Temporary worker (Daily worker, Part-time temporary worker, Doing piece work at home) 4 (d) Dispatched worker from temporary personnel agency 5 (e) Contract employee or non-regular employee 6 (f) Self-employed 7 (g) Family worker 8 Don't know
D Job title	JB02S0TL 1(a) No managerial post 2(b) Group leader, Foreman 3(c) Sub-section Head (or equivalent position)- <i>kakaricho</i> 4(d) Section Head, Manager (or equivalent position)- <i>kacho</i> 5(e) Department Head, General Manager (or equivalent position) - <i>bucho</i> 6(f) Other managerial post (Please specify) 7 Don't know	JB02S1TL 1(a) No managerial post 2(b) Group leader, Foreman 3(c) Sub-section Head (or equivalent position)- <i>kakaricho</i> 4(d) Section Head, Manager (or equivalent position)- <i>kacho</i> 5(e) Department Head, General Manager (or equivalent position) - <i>bucho</i> 6(f) Other managerial post (Please specify) 7 Don't know	JB02S2TL 1(a) No managerial post 2(b) Group leader, Foreman 3(c) Sub-section Head (or equivalent position)- <i>kakaricho</i> 4(d) Section Head, Manager (or equivalent position)- <i>kacho</i> 5(e) Department Head, General Manager (or equivalent position) - <i>bucho</i> 6(f) Other managerial post (Please specify) 7 Don't know
E Occupation	JB02S0OC	JB02S1OC	JB02S2OC
F Shift	/	Year Month 19 <input type="text"/> <input type="text"/> <input type="text"/> <input type="text"/> 20 <input type="text"/> <input type="text"/> <input type="text"/> <input type="text"/> JB02S1Y JB02S1M	Year Month 19 <input type="text"/> <input type="text"/> <input type="text"/> <input type="text"/> 20 <input type="text"/> <input type="text"/> <input type="text"/> <input type="text"/> JB02S2Y JB02S2M

Let me ask your third job. If a respondent does not have a second job, go to Q32-1 on page19.
(If a respondent's current job is the same as his/her first job, skip the following questions encircled by dotted-lines and ask from Q31-3C.)

Q31-3A What kind of business is the workplace engaged in? Please give details.

If a respondent is a dispatched worker, have the respondent answer about the workplace to which he/she is dispatched.

JOB03WPL

(Please describe in detail. Company name alone is not acceptable.)

Q31-3B[Hand Card 23] How many people work in the entire corporation or organization where you work?
 Please answer the entire number of people in the corporation or organization.

If a respondent is a dispatched worker, have the respondent answer about the size of workplace to which he/she is dispatched.

JOB03SZ

- | | | |
|------------|--------------|-------------------------|
| 1(a) 1 | 5(e) 30-99 | 9(i) 1,000-1,999 |
| 2(b) 2-4 | 6(f) 100-299 | 10(j) 2,000-9,999 |
| 3(c) 5-9 | 7(g) 300-499 | 11(k) 10,000 or over |
| 4(d) 10-29 | 8(h) 500-999 | 12(l) Government agency |
| | | 13 Don't know |

Q31-3C[Hand Card 24] Which one of the following categories best describes your job?

Q31-3D(**For respondents who are regular employee**)[Hand Card 25] Which of the following posts are you now appointed?

Q31-3E What kind of job were you initially assigned? Please give details.

Q31-3F[Hand Card 26] At the workplace you just mentioned, did you have changes in work arrangement, job title, and/or assigned job? If so, please tell us when and how the change(s) occurred in chronological order.

Draw diagonal lines in the table when a respondent did not have changes. If there are 3 or more changes, write in the margin.

	Beginning of Job3	JB03S1 Shift 1	JB03S2 Shift 2
C Work arrangement	JB03S0TP 1 (a) Executive of a company or a corporation 2 (b) Regular employee 3 (c) Temporary worker (Daily worker, Part-time temporary worker, Doing piece work at home) 4 (d) Dispatched worker from temporary personnel agency 5 (e) Contract employee or non-regular employee 6 (f) Self-employed 7 (g) Family worker 8 Don't know	JB03S1TP 1 (a) Executive of a company or a corporation 2 (b) Regular employee 3 (c) Temporary worker (Daily worker, Part-time temporary worker, Doing piece work at home) 4 (d) Dispatched worker from temporary personnel agency 5 (e) Contract employee or non-regular employee 6 (f) Self-employed 7 (g) Family worker 8 Don't know	JB03S2TP 1 (a) Executive of a company or a corporation 2 (b) Regular employee 3 (c) Temporary worker (Daily worker, Part-time temporary worker, Doing piece work at home) 4 (d) Dispatched worker from temporary personnel agency 5 (e) Contract employee or non-regular employee 6 (f) Self-employed 7 (g) Family worker 8 Don't know
D Job title	JB03S0TL 1(a) No managerial post 2(b) Group leader, Foreman 3(c) Sub-section Head (or equivalent position)- <i>kakaricho</i> 4(d) Section Head, Manager (or equivalent position)- <i>kacho</i> 5(e) Department Head, General Manager (or equivalent position) - <i>bucho</i> 6(f) Other managerial post (Please specify) 7 Don't know	JB03S1TL 1(a) No managerial post 2(b) Group leader, Foreman 3(c) Sub-section Head (or equivalent position)- <i>kakaricho</i> 4(d) Section Head, Manager (or equivalent position)- <i>kacho</i> 5(e) Department Head, General Manager (or equivalent position) - <i>bucho</i> 6(f) Other managerial post (Please specify) 7 Don't know	JB03S2TL 1(a) No managerial post 2(b) Group leader, Foreman 3(c) Sub-section Head (or equivalent position)- <i>kakaricho</i> 4(d) Section Head, Manager (or equivalent position)- <i>kacho</i> 5(e) Department Head, General Manager (or equivalent position) - <i>bucho</i> 6(f) Other managerial post (Please specify) 7 Don't know
E Occupation	JB03S0OC	JB03S1OC	JB03S2OC
F Shift	/	Year Month 19 <input type="text"/> <input type="text"/> <input type="text"/> <input type="text"/> 20 <input type="text"/> <input type="text"/> <input type="text"/> <input type="text"/> JB03S1Y JB03S1M	Year Month 19 <input type="text"/> <input type="text"/> <input type="text"/> <input type="text"/> 20 <input type="text"/> <input type="text"/> <input type="text"/> <input type="text"/> JB03S2Y JB03S2M

Let me ask your fourth job. If a respondent does not have a second job, go to Q32-1 on page 19.
(If a respondent's current job is the same as his/her first job, skip the following questions encircled by dotted-lines and ask from Q31-4C.)

Q31-4A What kind of business is the workplace engaged in? Please give details.

If a respondent is a dispatched worker, have the respondent answer about the workplace to which he/she is dispatched.

JOB04WPL

(Please describe in detail. Company name alone is not acceptable.)

Q31-4B[Hand Card 23] How many people work in the entire corporation or organization where you work?
 Please answer the entire number of people in the corporation or organization.

If a respondent is a dispatched worker, have the respondent answer about the size of workplace to which he/she is dispatched.

JOB04SZ

- | | | |
|------------|--------------|-------------------------|
| 1(a) 1 | 5(e) 30-99 | 9(i) 1,000-1,999 |
| 2(b) 2-4 | 6(f) 100-299 | 10(j) 2,000-9,999 |
| 3(c) 5-9 | 7(g) 300-499 | 11(k) 10,000 or over |
| 4(d) 10-29 | 8(h) 500-999 | 12(l) Government agency |
| | | 13 Don't know |

Q31-4C[Hand Card 24] Which one of the following categories best describes your job?

Q31-4D(**For respondents who are regular employee**)[Hand Card 25] Which of the following posts are you now appointed?

Q31-4E What kind of job were you initially assigned? Please give details.

Q31-4F[Hand Card 26] At the workplace you just mentioned, did you have changes in work arrangement, job title, and/or assigned job? If so, please tell us when and how the change(s) occurred in chronological order.

Draw diagonal lines in the table when a respondent did not have changes. If there are 3 or more changes, write in the margin.

	Beginning of Job4	JB04S1 Shift 1	JB04S2 Shift 2
C Work arrangement	JB04S0TP 1 (a) Executive of a company or a corporation 2 (b) Regular employee 3 (c) Temporary worker (Daily worker, Part-time temporary worker, Doing piece work at home) 4 (d) Dispatched worker from temporary personnel agency 5 (e) Contract employee or non-regular employee 6 (f) Self-employed 7 (g) Family worker 8 Don't know	JB04S1TP 1 (a) Executive of a company or a corporation 2 (b) Regular employee 3 (c) Temporary worker (Daily worker, Part-time temporary worker, Doing piece work at home) 4 (d) Dispatched worker from temporary personnel agency 5 (e) Contract employee or non-regular employee 6 (f) Self-employed 7 (g) Family worker 8 Don't know	JB04S2TP 1 (a) Executive of a company or a corporation 2 (b) Regular employee 3 (c) Temporary worker (Daily worker, Part-time temporary worker, Doing piece work at home) 4 (d) Dispatched worker from temporary personnel agency 5 (e) Contract employee or non-regular employee 6 (f) Self-employed 7 (g) Family worker 8 Don't know
D Job title	JB04S0TL 1(a) No managerial post 2(b) Group leader, Foreman 3(c) Sub-section Head (or equivalent position)- <i>kakaricho</i> 4(d) Section Head, Manager (or equivalent position)- <i>kacho</i> 5(e) Department Head, General Manager (or equivalent position) - <i>bucho</i> 6(f) Other managerial post (Please specify) 7 Don't know	JB04S1TL 1(a) No managerial post 2(b) Group leader, Foreman 3(c) Sub-section Head (or equivalent position)- <i>kakaricho</i> 4(d) Section Head, Manager (or equivalent position)- <i>kacho</i> 5(e) Department Head, General Manager (or equivalent position) - <i>bucho</i> 6(f) Other managerial post (Please specify) 7 Don't know	JB04S2TL 1(a) No managerial post 2(b) Group leader, Foreman 3(c) Sub-section Head (or equivalent position)- <i>kakaricho</i> 4(d) Section Head, Manager (or equivalent position)- <i>kacho</i> 5(e) Department Head, General Manager (or equivalent position) - <i>bucho</i> 6(f) Other managerial post (Please specify) 7 Don't know
E Occupation	JB04S0OC	JB04S1OC	JB04S2OC
F Shift	/	Year Month 19 <input type="text"/> <input type="text"/> <input type="text"/> <input type="text"/> 20 <input type="text"/> <input type="text"/> <input type="text"/> <input type="text"/> JB04S1Y JB04S1M	Year Month 19 <input type="text"/> <input type="text"/> <input type="text"/> <input type="text"/> 20 <input type="text"/> <input type="text"/> <input type="text"/> <input type="text"/> JB04S2Y JB04S2M

Let me ask your fifth job. If a respondent does not have a second job, go to Q32-1 on page19.
(If a respondent's current job is the same as his/her first job, skip the following questions encircled by dotted-lines and ask from Q31-5C.)

Q31-5A What kind of business is the workplace engaged in? Please give details.

If a respondent is a dispatched worker, have the respondent answer about the workplace to which he/she is dispatched.

JOB05WPL

(Please describe in detail. Company name alone is not acceptable.)

Q31-5B[Hand Card 23] How many people work in the entire corporation or organization where you work?
 Please answer the entire number of people in the corporation or organization.

If a respondent is a dispatched worker, have the respondent answer about the size of workplace to which he/she is dispatched.

JOB05SZ

- | | | |
|------------|--------------|-------------------------|
| 1(a) 1 | 5(e) 30-99 | 9(i) 1,000-1,999 |
| 2(b) 2-4 | 6(f) 100-299 | 10(j) 2,000-9,999 |
| 3(c) 5-9 | 7(g) 300-499 | 11(k) 10,000 or over |
| 4(d) 10-29 | 8(h) 500-999 | 12(l) Government agency |
| | | 13 Don't know |

Q31-5C[Hand Card 24] Which one of the following categories best describes your job?

Q31-5D(**For respondents who are regular employee**)[Hand Card 25] Which of the following posts are you now appointed?

Q31-5E What kind of job were you initially assigned? Please give details.

Q31-5F[Hand Card 26] At the workplace you just mentioned, did you have changes in work arrangement, job title, and/or assigned job? If so, please tell us when and how the change(s) occurred in chronological order.

Draw diagonal lines in the table when a respondent did not have changes. If there are 3 or more changes, write in the margin.

	Beginning of Job5	JB05S1 Shift 1	JB05S2 Shift 2
C Work arrangement	JB05S0TP 1 (a) Executive of a company or a corporation 2 (b) Regular employee 3 (c) Temporary worker (Daily worker, Part-time temporary worker, Doing piece work at home) 4 (d) Dispatched worker from temporary personnel agency 5 (e) Contract employee or non-regular employee 6 (f) Self-employed 7 (g) Family worker 8 Don't know	JB05S1TP 1 (a) Executive of a company or a corporation 2 (b) Regular employee 3 (c) Temporary worker (Daily worker, Part-time temporary worker, Doing piece work at home) 4 (d) Dispatched worker from temporary personnel agency 5 (e) Contract employee or non-regular employee 6 (f) Self-employed 7 (g) Family worker 8 Don't know	JB05S2TP 1 (a) Executive of a company or a corporation 2 (b) Regular employee 3 (c) Temporary worker (Daily worker, Part-time temporary worker, Doing piece work at home) 4 (d) Dispatched worker from temporary personnel agency 5 (e) Contract employee or non-regular employee 6 (f) Self-employed 7 (g) Family worker 8 Don't know
D Job title	JB05S0TL 1(a) No managerial post 2(b) Group leader, Foreman 3(c) Sub-section Head (or equivalent position)- <i>kakaricho</i> 4(d) Section Head, Manager (or equivalent position)- <i>kacho</i> 5(e) Department Head, General Manager (or equivalent position) - <i>bucho</i> 6(f) Other managerial post (Please specify) 7 Don't know	JB05S1TL 1(a) No managerial post 2(b) Group leader, Foreman 3(c) Sub-section Head (or equivalent position)- <i>kakaricho</i> 4(d) Section Head, Manager (or equivalent position)- <i>kacho</i> 5(e) Department Head, General Manager (or equivalent position) - <i>bucho</i> 6(f) Other managerial post (Please specify) 7 Don't know	JB05S2TL 1(a) No managerial post 2(b) Group leader, Foreman 3(c) Sub-section Head (or equivalent position)- <i>kakaricho</i> 4(d) Section Head, Manager (or equivalent position)- <i>kacho</i> 5(e) Department Head, General Manager (or equivalent position) - <i>bucho</i> 6(f) Other managerial post (Please specify) 7 Don't know
E Occupation	JB05S0OC	JB05S1OC	JB05S2OC
F Shift	Year Month 19 <input type="text"/> <input type="text"/> <input type="text"/> <input type="text"/> 20 <input type="text"/> <input type="text"/> <input type="text"/> <input type="text"/>	Year Month 19 <input type="text"/> <input type="text"/> <input type="text"/> <input type="text"/> 20 <input type="text"/> <input type="text"/> <input type="text"/> <input type="text"/>	Year Month 19 <input type="text"/> <input type="text"/> <input type="text"/> <input type="text"/> 20 <input type="text"/> <input type="text"/> <input type="text"/> <input type="text"/>
		JB05S1Y JB05S1M	JB05S2Y JB05S2M

Let me ask your sixth job. If a respondent does not have a second job, go to Q32-1 on page19.
(If a respondent's current job is the same as his/her first job, skip the following questions encircled by dotted-lines and ask from Q31-6C.)

Q31-6A What kind of business is the workplace engaged in? Please give details.

If a respondent is a dispatched worker, have the respondent answer about the workplace to which he/she is dispatched.

JOB06WPL

(Please describe in detail. Company name alone is not acceptable.)

Q31-6B[Hand Card 23] How many people work in the entire corporation or organization where you work?
 Please answer the entire number of people in the corporation or organization.

If a respondent is a dispatched worker, have the respondent answer about the size of workplace to which he/she is dispatched.

JOB06SZ

- | | | |
|------------|--------------|-------------------------|
| 1(a) 1 | 5(e) 30-99 | 9(i) 1,000-1,999 |
| 2(b) 2-4 | 6(f) 100-299 | 10(j) 2,000-9,999 |
| 3(c) 5-9 | 7(g) 300-499 | 11(k) 10,000 or over |
| 4(d) 10-29 | 8(h) 500-999 | 12(l) Government agency |
| | | 13 Don't know |

Q31-6C[Hand Card 24] Which one of the following categories best describes your job?

Q31-6D(**For respondents who are regular employee**)[Hand Card 25] Which of the following posts are you now appointed?

Q31-6E What kind of job were you initially assigned? Please give details.

Q31-6F[Hand Card 26] At the workplace you just mentioned, did you have changes in work arrangement, job title, and/or assigned job? If so, please tell us when and how the change(s) occurred in chronological order.

Draw diagonal lines in the table when a respondent did not have changes. If there are 3 or more changes, write in the margin.

	Beginning of Job6	JB06S1 Shift 1	JB06S2 Shift 2
C Work arrangement	JB06S0TP 1 (a) Executive of a company or a corporation 2 (b) Regular employee 3 (c) Temporary worker (Daily worker, Part-time temporary worker, Doing piece work at home) 4 (d) Dispatched worker from temporary personnel agency 5 (e) Contract employee or non-regular employee 6 (f) Self-employed 7 (g) Family worker 8 Don't know	JB06S1TP 1 (a) Executive of a company or a corporation 2 (b) Regular employee 3 (c) Temporary worker (Daily worker, Part-time temporary worker, Doing piece work at home) 4 (d) Dispatched worker from temporary personnel agency 5 (e) Contract employee or non-regular employee 6 (f) Self-employed 7 (g) Family worker 8 Don't know	JB06S2TP 1 (a) Executive of a company or a corporation 2 (b) Regular employee 3 (c) Temporary worker (Daily worker, Part-time temporary worker, Doing piece work at home) 4 (d) Dispatched worker from temporary personnel agency 5 (e) Contract employee or non-regular employee 6 (f) Self-employed 7 (g) Family worker 8 Don't know
D Job title	JB06S0TL 1(a) No managerial post 2(b) Group leader, Foreman 3(c) Sub-section Head (or equivalent position)- <i>kakaricho</i> 4(d) Section Head, Manager (or equivalent position)- <i>kacho</i> 5(e) Department Head, General Manager (or equivalent position) - <i>bucho</i> 6(f) Other managerial post (Please specify) 7 Don't know	JB06S1TL 1(a) No managerial post 2(b) Group leader, Foreman 3(c) Sub-section Head (or equivalent position)- <i>kakaricho</i> 4(d) Section Head, Manager (or equivalent position)- <i>kacho</i> 5(e) Department Head, General Manager (or equivalent position) - <i>bucho</i> 6(f) Other managerial post (Please specify) 7 Don't know	JB06S2TL 1(a) No managerial post 2(b) Group leader, Foreman 3(c) Sub-section Head (or equivalent position)- <i>kakaricho</i> 4(d) Section Head, Manager (or equivalent position)- <i>kacho</i> 5(e) Department Head, General Manager (or equivalent position) - <i>bucho</i> 6(f) Other managerial post (Please specify) 7 Don't know
E Occupation	JB06S0OC	JB06S1OC	JB06S2OC
F Shift	Year Month 19 <input type="text"/> <input type="text"/> <input type="text"/> <input type="text"/> 20 <input type="text"/> <input type="text"/> <input type="text"/> <input type="text"/>	Year Month 19 <input type="text"/> <input type="text"/> <input type="text"/> <input type="text"/> 20 <input type="text"/> <input type="text"/> <input type="text"/> <input type="text"/>	Year Month 19 <input type="text"/> <input type="text"/> <input type="text"/> <input type="text"/> 20 <input type="text"/> <input type="text"/> <input type="text"/> <input type="text"/>
		JB06S1Y JB06S1M	JB06S2Y JB06S2M

(To all respondents who have ever had a job)

Q32-1 Do you have a work-related qualification utilized for your current or previous job?

QUALWK

1 Yes

2 No



Q32-2 Please tell us up to three names of your qualifications in the order you mostly utilized for your job.

Have a respondent answer a more advanced qualification when he/she has the same kind of qualification. (e.g., When a respondent has the EIKEN Test in Practical English Proficiency Grade 2 and Grade 3, only Grade 2 must be reported.)

Q32-3[Hand Card 27] Please tell us the time when you obtained each qualification.

Q32-4[Hand Card 28] What was the reason why you obtained each qualification? Please choose only one that applies to you.

Q32-5[Hand Card 29] How was each qualification utilized for your job? Please choose all that apply to you.

Q32-6 For which job (from Q26 and Q27 on page 10) was each qualification utilized? If one qualification was utilized for multiple jobs, choose all jobs for which the qualification was utilized.

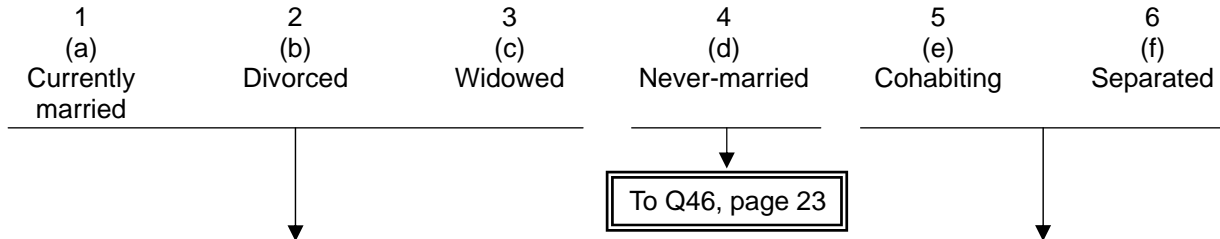
	QL01 First Qualification	QL02 Second Qualification	QL03 Third Qualification
Title	QUALWK01	QUALWK02	QUALWK03
Time	QL01OBT 1 (a) During school days 2 (b) Before first employment 3 (c) Right after first employment 4 (d) Two or three years after first employment 5 (e) Thereafter	QL02OBT 1 (a) During school days 2 (b) Before first employment 3 (c) Right after first employment 4 (d) Two or three years after first employment 5 (e) Thereafter	QL03OBT 1 (a) During school days 2 (b) Before first employment 3 (c) Right after first employment 4 (d) Two or three years after first employment 5 (e) Thereafter
Reason	QL01RSN 1(a) Prerequisite for higher grade and/or graduation at school 2(b) Encouraged to obtain at school 3(c) Required to obtain at workplace 4(d) Encouraged to obtain at workplace 5(e) Encouraged to obtain by parents 6(f) On my own will 7(g) Other () 8 Don't Know	QL02RSN 1(a) Prerequisite for higher grade and/or graduation at school 2(b) Encouraged to obtain at school 3(c) Required to obtain at workplace 4(d) Encouraged to obtain at workplace 5(e) Encouraged to obtain by parents 6(f) On my own will 7(g) Other () 8 Don't Know	QL03RSN 1(a) Prerequisite for higher grade and/or graduation at school 2(b) Encouraged to obtain at school 3(c) Required to obtain at workplace 4(d) Encouraged to obtain at workplace 5(e) Encouraged to obtain by parents 6(f) On my own will 7(g) Other () 8 Don't Know
Ways utilized	QL01PRE 1(a) Prerequisite for the job QL01BFT 2(b) Preferential salary and/or benefits QL01POST 3(c) Desirable post QL01PRM 4(d) Promotion QL01CRR 5(e) Career change/ reemployment QL01CERT 6(f) Skill certification QL01OT 7(g) Other () QL01NONE 8 It was not utilized. <i>Additional code based on the content of "7 other"</i>	QL02PRE 1(a) Prerequisite for the job QL02BFT 2(b) Preferential salary and/or benefits QL02POST 3(c) Desirable post QL02PRM 4(d) Promotion QL02CRR 5(e) Career change/ reemployment QL02CERT 6(f) Skill certification QL02OT 7(g) Other () QL02NONE 8 It was not utilized. <i>Additional code based on the content of "7 other"</i>	QL03PRE 1(a) Prerequisite for the job QL03BFT 2(b) Preferential salary and/or benefits QL03POST 3(c) Desirable post QL03PRM 4(d) Promotion QL03CRR 5(e) Career change/ reemployment QL03CERT 6(f) Skill certification QL03OT 7(g) Other () QL03NONE 8 It was not utilized. <i>Additional code based on the content of "7 other"</i>
Job	QL01JB01- QL01JB20 Job [] Job []	QL02JB01- QL02JB20 Job [] Job []	QL03JB01- QL03JB20 Job [] Job []

(To all respondents) You will now be asked questions regarding your family.

Q33-1[Hand Card 30] Are you married?

Leave the answer to the respondent. But if asked, an unregistered common-law marriage should be regarded as "1(a) Currently married". For the following questions, an unregistered common-law marriage and cohabiting should be treated as married.

DOMARRY



Q33-2[Hand Card 31] When did you get married? If you get married more than once, please tell us about each marriage.

Use "Life Event Sheet" as reference if necessary. If a respondent has got married 3 times or more, write in the margin. If a respondent is cohabiting with his/her partner, have him/her answer the time when the respondent began to cohabit.

<p>MRG**</p> <p>Married in</p> <table border="0" style="width: 100%;"> <tr> <td style="text-align: center;">Year</td> <td style="text-align: center;">Month</td> </tr> <tr> <td>19 <input style="width: 40px; height: 20px;" type="text"/></td> <td><input style="width: 40px; height: 20px;" type="text"/></td> </tr> <tr> <td>20 <input style="width: 40px; height: 20px;" type="text"/></td> <td><input style="width: 40px; height: 20px;" type="text"/></td> </tr> </table> <p>MRG**STY MRG**STM</p>	Year	Month	19 <input style="width: 40px; height: 20px;" type="text"/>	<input style="width: 40px; height: 20px;" type="text"/>	20 <input style="width: 40px; height: 20px;" type="text"/>	<input style="width: 40px; height: 20px;" type="text"/>	<p>MRG**ONG</p> <p>1(a) Still married to the same spouse 2(b) Separated by divorce 3(c) Separated by death</p> <table border="0" style="width: 100%;"> <tr> <td style="text-align: center;">Year</td> <td style="text-align: center;">Month</td> </tr> <tr> <td>19 <input style="width: 40px; height: 20px;" type="text"/></td> <td><input style="width: 40px; height: 20px;" type="text"/></td> </tr> <tr> <td>20 <input style="width: 40px; height: 20px;" type="text"/></td> <td><input style="width: 40px; height: 20px;" type="text"/></td> </tr> </table> <p>MRG**ENY MRG**ENM</p>	Year	Month	19 <input style="width: 40px; height: 20px;" type="text"/>	<input style="width: 40px; height: 20px;" type="text"/>	20 <input style="width: 40px; height: 20px;" type="text"/>	<input style="width: 40px; height: 20px;" type="text"/>
Year	Month												
19 <input style="width: 40px; height: 20px;" type="text"/>	<input style="width: 40px; height: 20px;" type="text"/>												
20 <input style="width: 40px; height: 20px;" type="text"/>	<input style="width: 40px; height: 20px;" type="text"/>												
Year	Month												
19 <input style="width: 40px; height: 20px;" type="text"/>	<input style="width: 40px; height: 20px;" type="text"/>												
20 <input style="width: 40px; height: 20px;" type="text"/>	<input style="width: 40px; height: 20px;" type="text"/>												
<p>Married in</p> <table border="0" style="width: 100%;"> <tr> <td style="text-align: center;">Year</td> <td style="text-align: center;">Month</td> </tr> <tr> <td>19 <input style="width: 40px; height: 20px;" type="text"/></td> <td><input style="width: 40px; height: 20px;" type="text"/></td> </tr> <tr> <td>20 <input style="width: 40px; height: 20px;" type="text"/></td> <td><input style="width: 40px; height: 20px;" type="text"/></td> </tr> </table>	Year	Month	19 <input style="width: 40px; height: 20px;" type="text"/>	<input style="width: 40px; height: 20px;" type="text"/>	20 <input style="width: 40px; height: 20px;" type="text"/>	<input style="width: 40px; height: 20px;" type="text"/>	<p>1(a) Still married to the same spouse 2(b) Separated by divorce 3(c) Separated by death</p> <table border="0" style="width: 100%;"> <tr> <td style="text-align: center;">Year</td> <td style="text-align: center;">Month</td> </tr> <tr> <td>19 <input style="width: 40px; height: 20px;" type="text"/></td> <td><input style="width: 40px; height: 20px;" type="text"/></td> </tr> <tr> <td>20 <input style="width: 40px; height: 20px;" type="text"/></td> <td><input style="width: 40px; height: 20px;" type="text"/></td> </tr> </table>	Year	Month	19 <input style="width: 40px; height: 20px;" type="text"/>	<input style="width: 40px; height: 20px;" type="text"/>	20 <input style="width: 40px; height: 20px;" type="text"/>	<input style="width: 40px; height: 20px;" type="text"/>
Year	Month												
19 <input style="width: 40px; height: 20px;" type="text"/>	<input style="width: 40px; height: 20px;" type="text"/>												
20 <input style="width: 40px; height: 20px;" type="text"/>	<input style="width: 40px; height: 20px;" type="text"/>												
Year	Month												
19 <input style="width: 40px; height: 20px;" type="text"/>	<input style="width: 40px; height: 20px;" type="text"/>												
20 <input style="width: 40px; height: 20px;" type="text"/>	<input style="width: 40px; height: 20px;" type="text"/>												

(If a respondent chose 2(b) Divorced, 3(c) Widowed, 4(d) Never-married, or 6(f) Separated in Q33-1, go to Q46 on page 23.)

(For respondents who have a spouse) You will be now asked questions on your spouse.

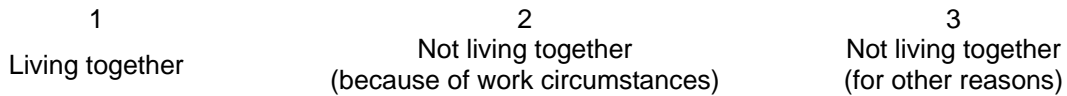
The following questions are for those who chose 1(a) Currently married and 5(e) Cohabiting in Q33-1. If cohabiting, put "spouse" into "partner."

Q34 Please tell us the age of your spouse.

SPAGEX yrs. old

Q35 Do you live with your spouse?

SPLVTG



Q36[Hand Card 32] What is the last school your spouse attended (or are attending now)? Consider "dropout" as "graduated."

If the last school attended is a vocational or specialty school, do as follows:
College of technology (an advanced educational institution that provides junior high school graduates with five years of technical training mainly in a field of industrial application) → Choose 3(c)
Vocational or specialty school → Ask about the school attended prior to that school.

SSLSTSCH

- | | |
|---|----------------------|
| 1(a) Junior high school | 4(d) 2-year college |
| 2(b) High school | 5(e) University |
| 3(c) College of technology | 6(f) Graduate school |
| Confirm that respondents are not confused vocational or specialty school with college of technology | 7 Don't know |

Q37 Has your spouse ever attended a vocational or specialty school? (Do not include colleges of technology)

PSPSCH

1 Yes

2 No

Q38-1[Hand Card 33] Did your spouse have any paying job in the last week? Choose from below.

SSJB1WK

1
(a)
He/she worked
last week.

2
(b)
He/she was going to
work last week, but did
not work due to illness or
days off.

3
(c)
He/she did not work.

4
There was no job
available last week
although he/she is
employed.

Additional code based on the
content of "5 other" in Q38-2

Q38-2[Hand Card 34] Which category below has your spouse belonged to during the last week?

SSTPUNEM

1(a) Unemployed

2(b) Student

3(c) Mainly engaged in housework

4(d) Unable to work due to metal or physical problem

5(e) Other (Please specify)

6 Don't know

To Q46, page 23

Q39 How many total hours did your spouse work last week, including overtime? If he/she has two or more jobs, please provide two answers: The hours for his/her main job and the hours for all other side-jobs.

If the spouse has no side-jobs, enter zero (0) for the number of side-job hours.

If the spouse did not work last week due to illness or days off, have the respondent answer according to normal circumstances.

SSJBHRWK

Weekly total for main job

--	--	--

hour(s)

SSSJBHWK

Weekly total for side-jobs

--	--

hour(s)

You will be asked for a few details regarding your spouse's job. If he/she has two or more jobs, please answer concerning his/her main job.

Q40-1[Hand Card 35] Which one of the categories best describes your spouse's job?

Allow the respondent to determine whether he/she is 1 (a) an executive or 6 (f) a self-employed person.

Respondents whose spouses are government employees should also reply to the following questions.

SSTPJOB

1(a) Executive of a company or a corporation

2(b) Regular employee

3(c) Temporary worker (Daily worker, Part-time temporary worker, Doing piece work at home)

4(d) Dispatched worker from temporary personnel agency

5(e) Contract employee or non-regular employee

6(f) Self-employed

7(g) Family worker

8 Don't know

Q40-2[Hand Card 36] Which of the following posts is your spouse now appointed?

SSTPJOBP

1(a) No managerial post

2(b) Group leader, Foreman

3(c) Sub-section Head (or equivalent position)- *kakaricho*

4(d) Section Head, Manager (or equivalent position)- *kacho*

5(e) Department Head, General Manager (or equivalent position)- *bucho*

6(f) Other managerial post (Please specify)

7 Don't know

Q41 What kind of business is your spouse's workplace engaged in? Please give details (e.g., selling vegetables, manufacturing automobiles, operating an inn, operating a branch of a bank, etc.).

If a respondent's spouse is a dispatched worker, have the respondent answer about the workplace to which he/she is dispatched.

SSXXHQX

(Please describe in detail. Company name alone is not acceptable.)

Q42 What kind of job does your spouse usually do? Please give details (e.g., elementary school teacher, cram-school teacher, farmer, bus driver, automobile mechanic, supermarket cashier, accounting clerk at a bank, computer programmer, clerical staff member for a sales department, on-the-road sales person of cosmetics, etc.).

SSXXJOB

(Please describe in detail.)

Q43 Normally, how long is your spouse supposed to work per week? Please answer his/her scheduled work hours set by regulation or contract. If he/she is self-employed, please answer approximate work hours he/she sets.

SSXJBSCH

Weekly total set at hour(s)

Q44 How many years has your spouse been working for the corporation or organization he/she currently works at? (If he/she is self-employed, give the number of years self-employed.)

SSSZWKYR

year(s)

Please enter zero (0) in the column if the spouse has worked for less than a year.

Q45[Hand Card 37] How many people work in the entire corporation or organization where your spouse works? Please answer the entire number of people in the corporation or organization. Also, please make sure to include all the working people such as family workers, non-regular employees, and him/herself. Choose Government agency if receiving wages from the central government or local governments (public school teacher, firefighter, etc.). Government agency does not apply to public corporations.

If a respondent's spouse is a dispatched worker, have the respondent answer about the size of workplace to which he/she is dispatched.

SSSZTFA

- | | | |
|------------|--------------|-------------------------|
| 1(a) 1 | 5(e) 30-99 | 9(i) 1,000-1,999 |
| 2(b) 2-4 | 6(f) 100-299 | 10(j) 2,000-9,999 |
| 3(c) 5-9 | 7(g) 300-499 | 11(k) 10,000 or over |
| 4(d) 10-29 | 8(h) 500-999 | 12(l) Government agency |
| | | 13 Don't know |

(To all respondents)

Q46 How many children have you had? Please include those who have left home or are deceased.

Should none of them apply, enter zero (0). If respondents ask about adopted or stepchildren, have them include those children.

CCNUMTTL

children

0 I haven't had a child.

To Q49-1, page 24

You will be now asked questions regarding your children. Answer in the birth order.

Write in the margin if a respondent have 6 or more children.

	First child	Second child	Third child	Fourth child	Fifth child
CC**SEX Q47-1 What is the sex of each child?	1 Male 2 Female	1 Male 2 Female	1 Male 2 Female	1 Male 2 Female	1 Male 2 Female
CC**BYR CC**BM Q47-2 What is the birth year and month of each child? Use "Life Event Sheet" as reference if necessary.	Year 19 <input style="width: 30px; height: 20px;" type="text"/> 20 <input style="width: 30px; height: 20px;" type="text"/> Month <input style="width: 30px; height: 20px;" type="text"/>	Year 19 <input style="width: 30px; height: 20px;" type="text"/> 20 <input style="width: 30px; height: 20px;" type="text"/> Month <input style="width: 30px; height: 20px;" type="text"/>	Year 19 <input style="width: 30px; height: 20px;" type="text"/> 20 <input style="width: 30px; height: 20px;" type="text"/> Month <input style="width: 30px; height: 20px;" type="text"/>	Year 19 <input style="width: 30px; height: 20px;" type="text"/> 20 <input style="width: 30px; height: 20px;" type="text"/> Month <input style="width: 30px; height: 20px;" type="text"/>	Year 19 <input style="width: 30px; height: 20px;" type="text"/> 20 <input style="width: 30px; height: 20px;" type="text"/> Month <input style="width: 30px; height: 20px;" type="text"/>
CC**DC Q47-3 Has each child attended day care? If so, when did the child begin to attend? Do not include if the child quit within a month.	CC**DCA 1 Attended day care since <input style="width: 30px; height: 20px;" type="text"/> yrs. old 2 Didn't attend	1 Attended day care since <input style="width: 30px; height: 20px;" type="text"/> yrs. old 2 Didn't attend	1 Attended day care since <input style="width: 30px; height: 20px;" type="text"/> yrs. old 2 Didn't attend	1 Attended day care since <input style="width: 30px; height: 20px;" type="text"/> yrs. old 2 Didn't attend	1 Attended day care since <input style="width: 30px; height: 20px;" type="text"/> yrs. old 2 Didn't attend
CC**PRE Q47-4 How about preschool? Do not include if the child quit within a month.	CC**PREA 1 Attended preschool since <input style="width: 30px; height: 20px;" type="text"/> yrs. old 2 Didn't attend	1 Attended preschool since <input style="width: 30px; height: 20px;" type="text"/> yrs. old 2 Didn't attend	1 Attended preschool since <input style="width: 30px; height: 20px;" type="text"/> yrs. old 2 Didn't attend	1 Attended preschool since <input style="width: 30px; height: 20px;" type="text"/> yrs. old 2 Didn't attend	1 Attended preschool since <input style="width: 30px; height: 20px;" type="text"/> yrs. old 2 Didn't attend
CC**LEAV Q47-5 Did you take child care leave for each child? If a respondent was unemployed or there was no such system, choose "2."	1 Yes 2 No	1 Yes 2 No	1 Yes 2 No	1 Yes 2 No	1 Yes 2 No
CC**LVTG Q47-6 Do you live with the child?	1 Living together 2 Not living together 3 Deceased	1 Living together 2 Not living together 3 Deceased	1 Living together 2 Not living together 3 Deceased	1 Living together 2 Not living together 3 Deceased	1 Living together 2 Not living together 3 Deceased

Q48[Hand Card 38]How much were the educational expenses for the children of your family during the last one year?

Children means infants, pupils, school children and students (including college students). Include rent and allowances sent to children.

SZEXED

- | | |
|--------------------------------|--|
| 1(a) None | 9(i) 500,000 yen - 1 million yen |
| 2(b) Less than 30,000 yen | 10(j) 1 million yen - 2 million yen |
| 3(c) 30,000 yen - 50,000 yen | 11(k) 2 million yen - 3 million yen |
| 4(d) 50,000 yen - 100,000 yen | 12(l) 3 million yen or over |
| 5(e) 100,000 yen - 150,000 yen | 13(m) All children finished schoolwork |
| 6(f) 150,000 yen - 200,000 yen | 14 Don't want to state the expenses |
| 7(g) 200,000 yen - 300,000 yen | 15 Don't know |
| 8(h) 300,000 yen - 500,000yen | |

(To all respondents)

Q49-1 Are your father and/or mother alive? If so, do you live with them?

Leave it to the respondent to judge whether two households live together, but if he/she is unsure, tell him/her to "choose 'living together' if you use the same kitchen."

Q49-2 Please tell us the age of your father and/or mother.

Q49-3 Are your father and/or mother currently working for pay?

Q49-4 Are your father and mother currently living together?

	Q49-1 Living together/ not living together/ deceased	Q49-2 Age Leave blank if deceased	Q49-3 Is he/she currently working for pay? Leave blank if deceased	Q49-4 Are your parents living together? Leave blank if deceased
Father	PPLVTG 1 Living together 2 Not living together 3 Deceased	PPAGE <input type="text"/> yrs old	PPJOB 1 Yes 2 No	PMLVTG 1 Living together 2 Not living together (divorced) 3 Not living together (others)
Mother	MMLVTG 1 Living together 2 Not living together 3 Deceased	MMAGE <input type="text"/> yrs old	MMJOB 1 Yes 2 No	

Q50-1[Hand card 39] Which one of the categories best describes your father's job when you were about 15 years old?

Allow the respondent to determine whether he is 1 (a) an executive or 4 (d) a self-employed person.

Government employees should also reply to the following questions.

PPJBT15

- 1(a) Executive of a company or a corporation
- 2(b) Regular employee
- 3(c) Temporary worker (Daily worker, Part-time temporary worker, Doing piece work at home)
- 4(d) Self-employed
- 5(e) Family worker
- 6(f) He was not working
- 7(g) I didn't have a father at that time
- 8 Don't know

To Q53-1, page 25

Q50-2[Hand Card 40] Which of the following posts was he appointed?

PPJBT15P

- 1(a) No managerial post
- 2(b) Group leader, Foreman
- 3(c) Sub-section Head (or equivalent position)- *kakaricho*
- 4(d) Section Head, Manager (or equivalent position)- *kacho*
- 5(e) Department Head, General Manager (or equivalent position)- *bucho*
- 6(f) Other managerial post (Please specify)
- 7 Don't know

Q51 What kind of job did your father do? Please give details. (e.g., elementary school teacher, cram-school teacher, farmer, bus driver, automobile mechanic, supermarket cashier, accounting clerk at a bank, computer programmer, clerical staff member for a sales department, on-the-road sales person of cosmetics, etc.).

PPJBXX15

(Please describe in detail. Company name alone is not acceptable.)

Q52[Hand Card 41] How many people worked in the entire corporation or organization where your father worked? Please make sure to include family workers, non-regular employees, and himself.

Choose Government agency if receiving wages from the central government or local governments (public school teacher, firefighter, etc.). Government agency does not apply to public corporations.

PPJBSZ15

- 1(a) 1
- 2(b) Small company (2-29)
- 3(c) Medium-sized company (30-299)
- 4(d) Large company (300-999)
- 5(e) Major company (1000 or more employees)
- 6(f) Government agency
- 7 Don't know

Q53-1[Hand card 42] Which one of the categories best describes your mother's job when you were about 15 years old?

Allow the respondent to determine whether she is 1 (a) an executive or 4 (d) a self-employed person. Government employees should also reply to the following questions.

MMJBT15

- 1(a) Executive of a company or a corporation
- 2(b) Regular employee
- 3(c) Temporary worker (Daily worker, Part-time temporary worker, Doing piece work at home)
- 4(d) Self-employed
- 5(e) Family worker
- 6(f) He was not working
- 7(g) I didn't have a mother at that time
- 8 Don't know

To Q56, page26

Q53-2[Hand Card 43] Which of the following posts was she appointed?

MMJBT15P

- 1(a) No managerial post
- 2(b) Group leader, Foreman
- 3(c) Sub-section Head (or equivalent position)- *kakaricho*
- 4(d) Section Head, Manager (or equivalent position)- *kacho*
- 5(e) Department Head, General Manager (or equivalent position)- *bucho*
- 6(f) Other managerial post (Please specify)
- 7 Don't know

Q54 What kind of job did your mother do? Please give details. (e.g., elementary school teacher, cram-school teacher, farmer, bus driver, automobile mechanic, supermarket cashier, accounting clerk at a bank, computer programmer, clerical staff member for a sales department, on-the-road sales person of cosmetics, etc.).

MMJBXX15

(Please describe in detail. Company name alone is not acceptable.)

Q55[Hand Card 44] How many people worked in the entire corporation or organization where your mother worked? Please make sure to include family workers, non-regular employees, and herself.

Choose Government agency if receiving wages from the central government or local governments (public school teacher, firefighter, etc.). Government agency does not apply to public corporations.

MMJBSZ15

- 1(a) 1
- 2(b) Small company (2-29)
- 3(c) Medium-sized company (30-299)
- 4(d) Large company (300-999)
- 5(e) Major company (1000 or more employees)
- 6(f) Government agency
- 7 Don't know

(To all respondents)

Q56[Hand Card 45] What is the last school your parents attended? Consider “dropout” as “graduated.”

College of technology is an advanced educational institution that provides junior high school graduates with five years of technical training mainly in a field of industrial application. It is different from vocational or specialty school.

		PPLSTSCH Father	MMLSTSCH Mother
Before World War II	(a) Ordinary elementary school in the old system (including national elementary school)	1(a)	1(a)
	(b) Higher elementary school in the old system	2(b)	2(b)
	(c) Junior high school/Girls' high school in the old system	3(c)	3(c)
	(d) Vocational school/Commerce school in the old system.....	4(d)	4(d)
	(e) Normal school in the old system	5(e)	5(e)
	(f) Higher school or vocational school in the old system /higher normal school.....	6(f)	6(f)
	(g) University/Graduate school in the old system.....	7(g)	7(g)
After World War II	(h) Junior high school	8(h)	8(h)
	(i) High school	9(i)	9(i)
	(j) College of technology (Note)	10(j)	10(j)
	(k) 2-year college	11(k)	11(k)
	(l) University	12(l)	12(l)
	(m) Graduate school.....	13(m)	13(m)
	Don't know	14	14

Q57 After junior high school graduation, when did you live with your parents? Please include all the periods you lived with your parents.

If a respondent lived with parents 4 or more separate occasions, write in the margin. Use “Life Event Sheet” as reference if necessary. Include all the periods even if a respondent lived with one of the parents due to divorce or decease.

PTLVTGL



	Start Year and Month	End Year and Month
<p>PLV**</p> <p>1st time</p>	<p>PLV01JH</p> <p style="text-align: center;">Year Month</p> <p>1 19 <input style="width: 40px; height: 20px;" type="text"/> <input style="width: 40px; height: 20px;" type="text"/></p> <p>20 <input style="width: 40px; height: 20px;" type="text"/> <input style="width: 40px; height: 20px;" type="text"/></p> <p style="text-align: center;">PLV**STY PLV**STM</p> <p>2 After junior high school graduation</p>	<p>PLV**ONG</p> <p style="text-align: center;">Year Month</p> <p>1 19 <input style="width: 40px; height: 20px;" type="text"/> <input style="width: 40px; height: 20px;" type="text"/></p> <p>20 <input style="width: 40px; height: 20px;" type="text"/> <input style="width: 40px; height: 20px;" type="text"/></p> <p style="text-align: center;">PLV**ENY PLV**ENM</p> <p>2 Until now</p>
<p>2nd time</p>	<p style="text-align: center;">Year Month</p> <p>1 19 <input style="width: 40px; height: 20px;" type="text"/> <input style="width: 40px; height: 20px;" type="text"/></p> <p>20 <input style="width: 40px; height: 20px;" type="text"/> <input style="width: 40px; height: 20px;" type="text"/></p>	<p style="text-align: center;">Year Month</p> <p>1 19 <input style="width: 40px; height: 20px;" type="text"/> <input style="width: 40px; height: 20px;" type="text"/></p> <p>20 <input style="width: 40px; height: 20px;" type="text"/> <input style="width: 40px; height: 20px;" type="text"/></p> <p>2 Until now</p>
<p>3rd time</p>	<p style="text-align: center;">Year Month</p> <p>1 19 <input style="width: 40px; height: 20px;" type="text"/> <input style="width: 40px; height: 20px;" type="text"/></p> <p>20 <input style="width: 40px; height: 20px;" type="text"/> <input style="width: 40px; height: 20px;" type="text"/></p>	<p style="text-align: center;">Year Month</p> <p>1 19 <input style="width: 40px; height: 20px;" type="text"/> <input style="width: 40px; height: 20px;" type="text"/></p> <p>20 <input style="width: 40px; height: 20px;" type="text"/> <input style="width: 40px; height: 20px;" type="text"/></p> <p>2 Until now</p>

(For respondents who are married)

Q58 Have you lived with your spouse's parents? Please include all the periods you lived with your parents.

The following questions are for those who chose 1(a) Currently married and 5(e) Cohabiting in Q33-1.

If a respondent lived with your spouse's parents 4 or more separate occasions, write in the margin. Use "Life Event Sheet" as reference if necessary. Include all the periods even if a respondent lived with one of the spouse's parents due to divorce or decease.

LLVTGL

1
I have lived with my spouse's parents.

2
I have never lived with my spouse's parents.

	Start Year and Month	End Year and Month
LLV**	LLV01MRG	LLV**ONG
	Year Month	Year Month
1st time	1 19 <input type="text"/> <input type="text"/> <input type="text"/> <input type="text"/>	1 19 <input type="text"/> <input type="text"/> <input type="text"/> <input type="text"/>
	20 <input type="text"/> <input type="text"/> <input type="text"/> <input type="text"/>	20 <input type="text"/> <input type="text"/> <input type="text"/> <input type="text"/>
	LLV**STY LLV**STM	LLV**ENY LLV**ENM
	2 After marriage	2 Until now
2nd time	1 19 <input type="text"/> <input type="text"/> <input type="text"/> <input type="text"/>	1 19 <input type="text"/> <input type="text"/> <input type="text"/> <input type="text"/>
	20 <input type="text"/> <input type="text"/> <input type="text"/> <input type="text"/>	20 <input type="text"/> <input type="text"/> <input type="text"/> <input type="text"/>
	2 Until now	2 Until now
3rd time	1 19 <input type="text"/> <input type="text"/> <input type="text"/> <input type="text"/>	1 19 <input type="text"/> <input type="text"/> <input type="text"/> <input type="text"/>
	20 <input type="text"/> <input type="text"/> <input type="text"/> <input type="text"/>	20 <input type="text"/> <input type="text"/> <input type="text"/> <input type="text"/>
	2 Until now	2 Until now

(To all respondents)

Q59 How many people do you live together with excluding yourself?

SZFFONLY

SZFF TTL

Persons living together: Persons + Yourself (one person) = Total people

(If living alone, go to Q61)

Q60[Hand Card 46] Although it is somewhat overlapping with prior questions, please choose all the people who currently live with you?

Confirm that the number of persons living together is equal to the above question.

- | | |
|---|---|
| COFMRSP 1(a) Yourself | COFMMML 9(i) Your spouse's mother |
| COFMSS 2(b) Your spouse | COFMGP 10(j) Your grandfather |
| COFMCC 3(c) Your child (#: COFMNCC) | COFMGM 11(k) Your grandmother |
| COFMCSS 4(d) Your child's spouse (#: COFMNCSS) | COFMGPL 12(l) Your spouse's grandfather |
| COFMGCC 5(e) Your grandchild (#: COFMNGCC) | COFMGML 13(m) Your spouse's grandmother |
| COFMPP 6(f) Your father | COFMSSB 14(n) Your sibling (#: COFMNSB) |
| COFMMM 7(g) Your mother | COFMSBL 15(o) Your spouse's sibling
(#: COFMNSBL) |
| COFM PPL 8(h) Your spouse's father | COFMOT 16(p) Others () (#: COFMNOT) |

(To all respondents)

Q61[Hand Card 46] Who is the head of your household? Regardless of your family register, choose one whom you think as the head of your household, including family member temporarily living separately.

FFHEAD

- | | |
|---------------------------|---------------------------------|
| 1(a) Yourself | 9(i) Your spouse's mother |
| 2(b) Your spouse | 10(j) Your grandfather |
| 3(c) Your child | 11(k) Your grandmother |
| 4(d) Your child's spouse | 12(l) Your spouse's grandfather |
| 5(e) Your grandchild | 13(m) Your spouse's grandmother |
| 6(f) Your father | 14(n) Your sibling |
| 7(g) Your mother | 15(o) Your spouse's sibling |
| 8(h) Your spouse's father | 16(p) Others () |

Q62-1 How many brothers and sisters do you have? Please include those who are deceased.

If a respondent has no brothers or sisters, enter zero (0). It should be left to the respondent to determine who to include as his/her brothers and sisters.

Your brothers and sisters

XNUMBROE	XNUMSISE	XNUMBROY	XNUMSISY
Older brothers	Older sisters	Younger brothers	Younger sisters

Q62-2 How many brothers and sisters does your spouse have? Please include those who are deceased.

Ask for answers even if a respondent is cohabiting or his/her spouse is deceased, but not of never-married or divorced respondents. If the spouse has no brothers or sisters, enter zero (0).

Spouse's brothers and sisters

XSSNBROE	XSSNSISE	XSSNBROY	XSSNSISY
Older brothers	Older sisters	Younger brothers	Younger sisters

Q63[Hand card 47] If we were to divide the contemporary Japanese society into the following ten strata, which would you say you belong to?

OP10LVL

Top 1 2 3 4 5 6 7 8 9 10 Bottom

Q64-1[Hand Card 48] Which one of the following best describes your annual household income last year?

Please answer the income before deducting taxes. Include income not only from your jobs, but also from all other sources such as stock shares, pensions, and real estate.

Q64-2[Hand Card 48] About how much of that income was earned by yourself? Include income from sources other than your jobs.

Q64-3(Only for respondents who currently have a spouse)[Hand Card 48] About how much of that income was earned by your spouse? Include income from sources other than your spouse's jobs.

Ask this question of only those who replied either 1(a) "Currently married" or 5 "Cohabiting" for Q33-1.

	SZHSINCM Q64-1 Household	SZINCOMA Q64-2 Respondent	SSSZINCA Q64-3 Spouse
None	1(a)	1(a)	1(a)
Less than 700,000 yen	2(b)	2(b)	2(b)
700,000 yen - 1 million yen	3(c)	3(c)	3(c)
1 million yen - 1.3 million yen	4(d)	4(d)	4(d)
1.3 million yen - 1.5 million yen	5(e)	5(e)	5(e)
1.5 million yen - 2.5 million yen	6(f)	6(f)	6(f)
2.5 million yen - 3.5 million yen	7(g)	7(g)	7(g)
3.5 million yen - 4.5 million yen	8(h)	8(h)	8(h)
4.5 million yen - 5.5 million yen	9(i)	9(i)	9(i)
5.5 million yen - 6.5 million yen	10(j)	10(j)	10(j)
6.5 million yen - 7.5 million yen	11(k)	11(k)	11(k)
7.5 million yen - 8.5 million yen	12(l)	12(l)	12(l)
8.5 million yen - 10 million yen	13(m)	13(m)	13(m)
10 million yen - 12 million yen	14(n)	14(n)	14(n)
12 million yen - 14 million yen	15(o)	15(o)	15(o)
14 million yen - 16 million yen	16(p)	16(p)	16(p)
16 million yen - 18.5 million yen	17(q)	17(q)	17(q)
18.5 million yen - 23 million yen	18(r)	18(r)	18(r)
23 million yen or over	19(s)	19(s)	19(s)
Don't want to state the income	20	20	20
Don't know	21	21	21

Q65[Hand Card 49] In which of following do you currently live?

OWNHOUSE

- 1(a) Own house (including a case in which your parents own the house)
- 2(b) Rented apartment house owned by private company
- 3(c) Company apartment house or apartment house for government employees
- 4(d) Rented public apartment of a public corporation
- 5(e) Other ()

Q66 What is the type of your present residence?

TPHOUSE

- 1 Detached
- 2 Housing complex (apartment, condominium, etc.)

Q67[Hand Card 50] Looking back after your junior high school graduation, when was the hardest time?

WRSTTM

1(a) From 19

Year
Month

 20

Year
Month

 To 19

Year
Month

 20

Year
Month

WRSTSTY WRSTSTM WRSTENY WRSTENM

- 2(b) Now
- 3(c) There was no hardest time.
- 4 I don't know.

Q68[Hand Card 50] Looking back after your junior high school graduation, when was the best time?

BESTTM

1(a) From 19

Year
Month

 20

Year
Month

 To 19

Year
Month

 20

Year
Month

BESTSTY BESTSTM BESTENY BESTENM

- 2(b) Now
- 3(c) There was no best time.
- 4 I don't know.

This is the end of interview. Thank you very much for your kind cooperation.

[To be completed by interviewer]
 F1. Was the respondent cooperative?

COOP

- | | | | |
|------------------|--------------------|----------------------|------------------------|
| 1 | 2 | 3 | 4 |
| Very cooperative | Rather cooperative | Rather uncooperative | Not cooperative at all |

F2. Did the respondent understand these questions well?

USTAND

- | | | | |
|-----------|-----------------|-------------------------|--------------------------|
| 1 | 2 | 3 | 4 |
| Very well | Relatively well | Had a little difficulty | Didn't understand at all |

F3. Which question(s) didn't the respondent seem to understand?

(Please describe in detail.)

F4. Others (Please write down anything you noticed.)

(Please describe in as much detail as possible about the provision of incentives, the respondent's reactions, etc.)

F5. What is the residential area of the respondent?

AREA

- 1 Area where a number of factories are located
- 2 Area where a number of stores and offices are located
- 3 Old residential area (residential area from the pre-war period)
- 4 New residential area (including new towns developed after the war)
- 5 Farming/fishing village
- 6 Other ()

F6. Which did you proceed first, an interview or a self-administered questionnaire?

PROC

- 1 Interview first
- 2 Self-administered first

F7. Do not forget to record interview time and duration of interview.

Duration of interview means the time spent for the interview and does not include time required for explanation or asking people for their cooperation.

DURATION

Time interview was held		Duration of interview
From __:__ (a.m./p.m.)	To __:__ (a.m./p.m.)	Approximately. __ minutes.