



The Ministry of Education, Culture, Sports, Science and Technology of Japan
 The Project of "Gakujutsu-Frontier Suishinkyoten" (a key institute on the frontiers of academic projects)

Sixth International Comparative Survey on Values and Behavioral Patterns

IDUSE

BLOCK

PREF

SIZE

SIZE2K

	Day of Visit		Time		Present			
1	Month	Day ()	Hr	Min	am / pm	Subject	Family only	Not present
2	Month	Day ()	Hr	Min	am / pm	Subject	Family only	Not present
3	Month	Day ()	Hr	Min	am / pm	Subject	Family only	Not present
4	Month	Day ()	Hr	Min	am / pm	Subject	Family only	Not present
5	Month	Day ()	Hr	Min	am / pm	Subject	Family only	Not present
6	Month	Day ()	Hr	Min	am / pm	Subject	Family only	Not present
7	Month	Day ()	Hr	Min	am / pm	Subject	Family only	Not present
8	Month	Day ()	Hr	Min	am / pm	Subject	Family only	Not present
9	Month	Day ()	Hr	Min	am / pm	Subject	Family only	Not present
10	Month	Day ()	Hr	Min	am / pm	Subject	Family only	Not present
Record all visits until able to meet with the subject. (Up to ten visits). All attempts to meet with the subject must be made over a period of four days. (If multiple visits are made on the same day this counts as one day, but this is not to prohibit same-day visits).								

Collection Status
<i>Interview</i> 1 Completed DATE (mm dd) MONTH DAY 2 Not completed <i>Self-administered questionnaire</i> 1 Completed DATEB (mm dd) MONTHB DAYB 2 Not completed Be sure to fill in the next page if either of the interview or the self-administered questionnaire was not completed. Date/time planned to collect self-administered questionnaire

SEXA

DOYEAR

AGEB

MARC

FORM

The following are the questions regarding your job.

Q1-1[Hand Card1]Did you have a paying job last week, or did you plan to work last week? Choose from below.

XJOB1WK

- | | | |
|---------------------|---|-----------------|
| 1
(a) | 2
(b) | 3
(c) |
| I worked last week. | I was going to work last week, but did not work due to illness or days off. | I did not work. |

Q1-2[Hand Card2]Which category below have you belonged to during the last week?

TP5UNEMP

- | | |
|-----------------|----------------------------------|
| 1(a) Unemployed | 4(d) Mainly engaged in housework |
| 2(b) Retired | 5(e) Other () |
| 3(c) Student | 6 Don't know |

Q1-3 Have you ever had any paying job?

XWORK

- | | | |
|-------|------|--|
| 1 Yes | 2 No | → To Q14, page 6 |
|-------|------|--|

Q1-4 How old were you when you quit your last main job?

AGESTPWK

		years old
--	--	-----------

↓
To Q14, page 6

Q2 How many total hours did you work last week, including overtime? If you have two or more jobs, please provide two answers: the hours for your main job and the hours for all other side-jobs.

Have the respondent answer the actual number of working hours, including unpaid overtime.

If the respondent has no side-jobs, enter zero (0) for the number of side-job hours.

If the respondent did not work last week due to illness or days off, have the respondent answer according to normal circumstances.

<p>XJOBHWK</p> <p>Weekly total for main job hour(s)</p>		<p>SZSJBHWK</p> <p>Weekly total for side-jobs hour(s)</p>
--	--	--

You will be asked a few details about your job. If you have two or more jobs, please answer concerning your main job.

Q3-1[Hand Card 3]Which one of the following categories best describes your job?

Allow the respondent to determine whether he/she is 1 (a) an executive or 5 (e) a self-employed person. Government employees should also reply to all questions in Q3.

TPJOB

- | | | | | | | |
|---|------------------|---|---|---------------|---------------|------------|
| 1
(a) | 2
(b) | 3
(c) | 4
(d) | 5
(e) | 6
(f) | 7 |
| Executive of a company or a corporation | Regular employee | Temporary worker (Daily worker, Part-time temporary worker, Doing piece work at home) | Dispatched worker from temporary personnel agency | Self-employed | Family worker | Don't know |

Q3-2[Hand Card 4]Which of the following post are you now appointed?

TPJOBP

- 1(a) No managerial post
- 2(b) Group leader, Foreman
- 3(c) Sub-section Head (or equivalent position) - *kakaricho*
- 4(d) Section Head, Manager (or equivalent position) - *kacho*
- 5(e) Department Head, General Manager (or equivalent position) - *bucho*
- 6(f) Other managerial post (Please specify)
- 7 Don't know

Q4[Hand card 5]How long on the average does it take from your residence to your workplace?

DOCMT

- | | | |
|--|---|---|
| 1
(a) | 2
(b) | 3
(c) |
| About <input style="width: 50px; height: 20px;" type="text"/> hr | <input style="width: 50px; height: 20px;" type="text"/> min | Residence and workplace are the same. |
| SZCMTTL | SZCMTMIN | Workplace varies depending on the days. |

Q5[Hand Card 6]Which category below does your workplace belong to?

Choose Government agency if receiving wages from the central government or local governments (public school teacher, firefighter, etc.). Government agency does not apply to public corporations.

TP4WPLA

- 1(a) Government agency
- 2(b) Independent establishment (No branch offices, factories or stores exist.)
- 3(c) Branch establishment (Headquarters or main store exists in another place.)
- 4(d) Headquarters or main establishment (Branch offices, factories or stores exist in other places.)
- 5 Don't know

Q6 What kind of business is your workplace (establishment such as factory, office, store or hospital) engaged in? Please give details (e.g., selling vegetables, manufacturing automobiles, operating an inn, operating a branch of a bank, etc.).

XXWPL

XXWPLE

(Please describe in detail. Company name alone is not acceptable.)

Q7 What kind of job do you usually do? Please give details (e.g., elementary school teacher, cram-school teacher, farmer, bus driver, automobile mechanic, supermarket cashier, accounting clerk at a bank, computer programmer, clerical staff member for a sales department, on-the-road sales person, etc.).

XXJOB
XXJOBE

(Please describe in detail.)

Q8 How many days did you do the job last week?

If the respondent did not work last week due to illness or days off, have him/her answer according to normal circumstances.

XJOBDWK

day(s)/week

Q9 Are your working hours per week set by regulation or contract? If so, please answer the total set hours.

XJOBREG

1		2
Weekly total set at	<input style="width: 80px; height: 20px; border: 1px solid black;" type="text"/>	hour(s)
XJOBREGH		Not set

Q10 How many years have you been working for the corporation or organization you currently work at? If you are self-employed, give the number of years self-employed.

XJOBYR

year(s)

Please enter zero (0) in the column if the respondent has worked for less than a year.

Q11[Hand Card 7]How many people work in the entire corporation or organization where you work? Please answer the entire number of people in the corporation or organization. Also, please make sure to include all the working people such as family workers, non-regular employees, and yourself.

Choose Government agency if receiving wages from the central government or local governments (public school teacher, firefighter, etc.). Government agency does not apply to public corporations.

SZTLSTA

- | | | |
|------------|--------------|-------------------------|
| 1(a) 1 | 5(e) 30-99 | 9(i) 1,000-1,999 |
| 2(b) 2-4 | 6(f) 100-299 | 10(j) 2,000-9,999 |
| 3(c) 5-9 | 7(g) 300-499 | 11(k) 10,000 or over |
| 4(d) 10-29 | 8(h) 500-999 | 12(l) Government agency |
| | | 13 Don't know |

Q12[Hand card 8]Do you belong to a labor union?

JOINUNI

1 (a)	2 (b)	3 (c)	4
I am a member of a labor union at my workplace.	I am a member of a labor union outside of my workplace.	I am not a member of any labor union.	Don't know

Q13[Hand Card 9]On the whole, how satisfied are you with the (main) job you have?

ST5JOB

1 (a)	2 (b)	3 (c)	4 (d)	5 (e)	6
Satisfied	Somewhat satisfied	Neither satisfied nor dissatisfied	Somewhat dissatisfied	Dissatisfied	Don't know

(To all respondents)

Q14 Are you looking for a job now?

DOLOOKJB

1 Yes

2 No

You will now be asked questions regarding your family.

Q15[Hand Card 10]Are you married?

Leave the answer to the respondent. But if asked, reply that an unregistered common-law marriage should be included. Put a mark on 5 or 6 only when the respondent dared to answer so.

DOMARRY

- | | | | | | |
|----------------------------------|----------------------|---------------------|---------------------------|----------------|-----------------|
| 1
(a)
Currently
married | 2
(b)
Divorced | 3
(c)
Widowed | 4
(d)
Never-married | 5
Separated | 6
Cohabiting |
|----------------------------------|----------------------|---------------------|---------------------------|----------------|-----------------|



To Q24-1, page 8

Q16[Hand Card 11]Did your spouse have any paying job in the last week? Choose from below.

SSJB1WK

- | | | |
|---|---|----------------------------------|
| 1
(a)
He/she worked last
week. | 2
(b)
He/she was going to work last week, but did not
work due to illness or days off. | 3
(c)
He/she did not work. |
|---|---|----------------------------------|



To Q24-1, page 8

Q17 How many total hours did your spouse work last week, including overtime? If he/she has two or more jobs, please provide two answers: the hours for his/her main job and the hours for all other side-jobs.

If the spouse has no side-jobs, enter zero (0) for the number of side-job hours.

If the spouse did not work last week due to illness or days off, have the respondent answer according to normal circumstances.

SSJBHRWK

SSSJBHWK

Weekly total for main job

--	--	--

hour(s)

Weekly total for side-jobs

--	--	--

hour(s)

You will be asked for a few details regarding your spouse's job. If he/she has two or more jobs, please answer concerning his/her main job.

Q18-1[Hand Card 12]Which one of the categories best describes your spouse's job?

Respondents whose spouses are government employees should also reply to all questions in Q18.

Allow the respondent to determine whether he/she is 1 (a) an executive or 5 (e) a self-employed person.

SSTPJOB

- | | | | | | | |
|--|---------------------------------|---|---|---------------------------|------------------------------|-----------------|
| 1
(a)
Executive of
a company
or a
corporation | 2
(b)
Regular
employee | 3
(c)
Temporary
worker (Daily
worker, Part-time
temporary
worker, Doing
piece work at
home) | 4
(d)
Dispatched
worker from
temporary
personnel
agency | 5
(e)
Self-employed | 6
(f)
Family
worker | 7
Don't know |
|--|---------------------------------|---|---|---------------------------|------------------------------|-----------------|



Q18-2[Hand Card 13]Which of the following post is he/she now appointed?

SSTPJOBP

- 1(a) No managerial post
- 2(b) Group leader, Foreman
- 3(c) Sub-section Head (or equivalent position) - *kakaricho*
- 4(d) Section Head, Manager (or equivalent position) - *kacho*
- 5(e) Department Head, General Manager (or equivalent position) - *bucho*
- 6(f) Other managerial post (Please specify _____)
- 7 Don't know

Q19 What kind of business is your spouse's workplace (establishment, such as factory, office, store or hospital) engaged in? Please give details (e.g., selling vegetables, manufacturing automobiles, operating an inn, operating a branch of a bank, etc.).

SSXXHQX
SSXXHQXE

(Please describe in detail. Company name alone is not acceptable.)

Q20 What kind of job does your spouse usually do? Please give details (e.g., elementary school teacher, cram-school teacher, farmer, bus driver, automobile mechanic, supermarket cashier, accounting clerk at a bank, computer programmer, clerical staff member for a sales department, on-the-road sales person, etc.).

SSXXJOB
SSXXJOBE

(Please describe in detail.)

Q21 How many days did your spouse do the job last week?

If the spouse did not work last week due to illness or days off, have the respondent answer according to normal circumstances.

SSJBDWK

day(s)/week

Q22 How many years has your spouse been working for the corporation or organization he/she currently works at? (If he/she is self-employed, give the number of years self-employed.)

SSSZWKYR

year(s)

Please enter zero (0) in the column if the spouse has worked for less than a year.

Q23[Hand Card 14]How many people work in the entire corporation or organization where your spouse works? Please answer the entire number of people in the corporation or organization. Also, please make sure to include all the working people such as family workers, non-regular employees, and him/herself.

Choose Government agency if receiving wages from the central government or local governments (public school teacher, firefighter, etc.). Government agency does not apply to public corporations.

SSSZTFA

- | | | |
|------------|--------------|-------------------------|
| 1(a) 1 | 5(e) 30-99 | 9(i) 1,000-1,999 |
| 2(b) 2-4 | 6(f) 100-299 | 10(j) 2,000-9,999 |
| 3(c) 5-9 | 7(g) 300-499 | 11(k) 10,000 or over |
| 4(d) 10-29 | 8(h) 500-999 | 12(l) Government agency |
| | | 13 Don't know |

SPAGEX Spouse's Age

(To all respondents)

Q24-1 How many family members, except yourself, live at your residence?

If none, (the respondent lives alone), enter zero (0) and go to Q25-1.

Leave it to the respondent to judge whether two households live together, but if he/she is unsure, tell him/her to "choose 'living together' if you use the same kitchen."

SZFFONLY

Except the respondent people

Q24-2 Now I would like to ask you about your family members.

Ask the questions A-E in the following way: First, ask A on the 1st person, the 2nd, the 3rd.... When finished asking A, move to B. Don't ask downward(A, B, C, ... on the 1st person).

	(1)	(2)	(3)
FF**REL A Please tell us [PERSON]'s relationship to you. Enter the code in the " <input type="text"/> " box addition to the specifics. No need to enter the respondent him/herself.	<input type="text"/>	<input type="text"/>	<input type="text"/>
FF**SEX B Is [PERSON] male or female?	1 Male 2 Female	1 Male 2 Female	1 Male 2 Female
FF**AGE C How old is [PERSON]?	<input type="text"/> yrs	<input type="text"/> yrs	<input type="text"/> yrs
FF**MG [Hand Card 15] D Is [PERSON] now married, divorced, widowed, never married, separated, or cohabiting ?	1(a) married 2(b) divorced 3(c) widowed 4(d) never married 5 separated 6 cohabiting	1(a) married 2(b) divorced 3(c) widowed 4(d) never married 5 separated 6 cohabiting	1(a) married 2(b) divorced 3(c) widowed 4(d) never married 5 separated 6 cohabiting
FF**JOB E Is [PERSON] currently working for pay?	1 Yes 2 No	1 Yes 2 No	1 Yes 2 No

Q25-1 Are there any family members who are temporarily living separately, due to the sorts of reasons given here ? (show Hand Card 16) If there are any, please state the number of such family members. Should none of them apply, enter zero (0). Do not include children who have married and live elsewhere.

SZFFOUT

members If there are five or more members, use supplementary sheet.

Q25-2 Please answer the following questions for each of the member.

	(1)	(2)	(3)	(4)
FFO**REL A Please tell us their relationship to you. Enter the code in the " <input type="text"/> " box addition to the specifics.	<input type="text"/>	<input type="text"/>	<input type="text"/>	<input type="text"/>
FFO**WHY [Hand Card 16] B What is the primary reason for staying somewhere else?	1(a) For your work 2(b) For your schoolwork 3(c) For the family member's work 4(d) For the family member's schoolwork 5(e) For the family member's hospitalization for a long period 6(f) For the family member's living at a nursing home/care center for the elderly, etc 7(g)Other ()	1(a) For your work 2(b) For your schoolwork 3(c) For the family member's work 4(d) For the family member's schoolwork 5(e) For the family member's hospitalization for a long period 6(f) For the family member's living at a nursing home/care center for the elderly, etc 7(g)Other ()	1(a) For your work 2(b) For your schoolwork 3(c) For the family member's work 4(d) For the family member's schoolwork 5(e) For the family member's hospitalization for a long period 6(f) For the family member's living at a nursing home/care center for the elderly, etc 7(g)Other ()	1(a) For your work 2(b) For your schoolwork 3(c) For the family member's work 4(d) For the family member's schoolwork 5(e) For the family member's hospitalization for a long period 6(f) For the family member's living at a nursing home/care center for the elderly, etc 7(g)Other ()

If there are nine or more members, use supplementary sheet.

(4)	(5)	(6)	(7)	(8)
_____ <input type="text"/>	_____ <input type="text"/>	_____ <input type="text"/>	_____ <input type="text"/>	_____ <input type="text"/>
1 Male 2 Female	1 Male 2 Female	1 Male 2 Female	1 Male 2 Female	1 Male 2 Female
<input type="text"/> yrs	<input type="text"/> yrs	<input type="text"/> Yrs	<input type="text"/> yrs	<input type="text"/> yrs
1(a) married 2(b) divorced 3(c) widowed 4(d) never married 5 separated 6 cohabiting	1(a) married 2(b) divorced 3(c) widowed 4(d) never married 5 separated 6 cohabiting	1(a) married 2(b) divorced 3(c) widowed 4(d) never married 5 separated 6 cohabiting	1(a) married 2(b) divorced 3(c) widowed 4(d) never married 5 separated 6 cohabiting	1(a) married 2(b) divorced 3(c) widowed 4(d) never married 5 separated 6 cohabiting
1 Yes 2 No	1 Yes 2 No	1 Yes 2 No	1 Yes 2 No	1 Yes 2 No

Q26 Who is the head of your household? Please answer in terms of relationship to you such as “myself”, “husband”, “husband’s mother”, etc.

Enter the code under “” in addition to the specifics about their relationship. Have the respondent necessarily narrow it down to one person whom they regard as the head of household regardless of the family register.

FFHEAD

Code List

Use the codes for foster parents, stepparents, adopted children and stepchildren in the same way as natural parents and children.

00 Respondent himself/herself			30 Grandson	40 Father	50 Older brother	60 Grandfather	
01 Husband	11 Oldest son	21 Oldest daughter	31 Granddaughter	41 Mother	51 Younger brother	61 Grandmother	
02 Wife	12 Second son	22 Second daughter		42 Father-in-law (Father of spouse)	52 Older sister	62 Grandfather-in-law (Grandfather of spouse)	
	13 Third son	23 Third daughter		43 Mother-in-law (Mother of spouse)	53 Younger sister	63 Grandmother-in-law (Grandmother of spouse)	
	14 Wife of the oldest son	24 Husband of the oldest daughter					97 Others/Missing
	15 Wife of the second son	25 Husband of the second daughter					99 No answer
	16 Wife of the third son	26 Husband of the third daughter					

Q27-1[Hand Card 17]What are your sources of financial support? Choose all items that apply.

Q27-2[Hand Card 17]Which is your main source of income?

If only one item applies in Q27-1, circle the same item in Q27-2.

		Q27-1 Circle all that apply.	INCMAIN Q27-2 Circle the largest source of income.
INCSELF	Your own income	1 (a)	1 (a)
INCSP	Spouse or partner's income	2 (b)	2 (b)
INCPAR	Parents' income	3 (c)	3 (c)
INCFAM	Income from family members other than your spouse or parents	4 (d)	4 (d)
INCPEN	Pension	5 (e)	5 (e)
INCUEB	Unemployment benefits	6 (f)	6 (f)
INCSAVE	Savings	7 (g)	7 (g)
INCSOC	Social welfare benefits	8 (h)	8 (h)
INCIRR	Occasional work	9 (i)	9 (i)
INCOTHER	Other ()	10 (j)	10 (j)
INCNOKN	Don't know	11	11

Q28[Hand card 18]If we were to divide the contemporary Japanese society into the following ten strata, which would you say you belong to?

OP10LVL

Top 1 2 3 4 5 6 7 8 9 10 Bottom

Q29-1[Hand Card 19]Which one of the following best describes your annual household income last year?
Please answer the income before deducting taxes. Include income not only from your jobs, but also from all other sources such as stock shares, pensions, and real estate.

Q29-2[Hand Card 19] How much did you earn last year? Include income from sources other than your jobs.

Q29-3(Only for respondents who are working)[Hand Card 19] How much did you earn only from your main job last year?

Ask this question of only those who replied either 1 (a) 'I worked last week' or 2 (b) 'I was going to work last week, but did not work' to Q1-1. If the respondent answered 3 (c) 'I did not work,' choose 23 for Q29-3 and continue to Q29-4.

Q29-4(Only for respondents who currently have a spouse)[Hand Card 19] How much did your spouse earn last year? Include income from sources other than his/her jobs.

Ask this question of only those who replied 1 (a) 'Currently have a spouse' to Q15. If the respondent answered something else for Q15, choose 22 for Q29-4 and Q29-5 and continue to Q30.

Q29-5(Only for respondents whose spouses are working)[Hand Card 19] How much did your spouse earn only from his/her main job last year?

Ask this question of only those who replied either 1 (a) 'He/she worked last week' or 2 (b) 'He/she was going to work last week, but did not work' to Q16. If the respondent answered 3 (c) 'He/she did not work,' choose 23 for Q29-5 and continue to Q30.

	SZHSINCM Q29-1 Household ↓	SZINCOMA Q29-2 Respondent ↓	SZINCOMX Q29-3 Respondent's main job ↓	SSSZINCA Q29-4 Spouse ↓	SSSZINCM Q29-5 Spouse's main job ↓
None	1 (a)	1 (a)	1 (a)	1 (a)	1 (a)
Less than 700,000 yen	2 (b)	2 (b)	2 (b)	2 (b)	2 (b)
700,000 yen - 1 million yen	3 (c)	3 (c)	3 (c)	3 (c)	3 (c)
1 million yen - 1.3 million yen	4 (d)	4 (d)	4 (d)	4 (d)	4 (d)
1.3 million yen - 1.5 million yen	5 (e)	5 (e)	5 (e)	5 (e)	5 (e)
1.5 million yen - 2.5 million yen	6 (f)	6 (f)	6 (f)	6 (f)	6 (f)
2.5 million yen - 3.5 million yen	7 (g)	7 (g)	7 (g)	7 (g)	7 (g)
3.5 million yen - 4.5 million yen	8 (h)	8 (h)	8 (h)	8 (h)	8 (h)
4.5 million yen - 5.5 million yen	9 (i)	9 (i)	9 (i)	9 (i)	9 (i)
5.5 million yen - 6.5 million yen	10 (j)	10 (j)	10 (j)	10 (j)	10 (j)
6.5 million yen - 7.5 million yen	11 (k)	11 (k)	11 (k)	11 (k)	11 (k)
7.5 million yen - 8.5 million yen	12 (l)	12 (l)	12 (l)	12 (l)	12 (l)
8.5 million yen - 10 million yen	13 (m)	13 (m)	13 (m)	13 (m)	13 (m)
10 million yen - 12 million yen	14 (n)	14 (n)	14 (n)	14 (n)	14 (n)
12 million yen - 14 million yen	15 (o)	15 (o)	15 (o)	15 (o)	15 (o)
14 million yen - 16 million yen	16 (p)	16 (p)	16 (p)	16 (p)	16 (p)
16 million yen - 18.5 million yen	17 (q)	17 (q)	17 (q)	17 (q)	17 (q)
18.5 million yen - 23 million yen	18 (r)	18 (r)	18 (r)	18 (r)	18 (r)
23 million yen or over	19 (s)	19 (s)	19 (s)	19 (s)	19 (s)
Don't want to state the income	20	20	20	20	20
Don't know	21	21	21	21	21
Don't have a spouse	*	*	*	22	22
Don't work	*	*	23	*	23

The following questions are on your parents.

Ask the questions rightward(Q30A on R's father, mother, ...then move to 31A). Don't ask downward(Q30A, Q31A, B, C, D on R's father).

Q30 In your (and your spouse's) parents, who are alive now?

Circle the parents alive, and ask the following questions only on them. Ask the parents of respondent's spouse if the respondent is now married. If none of the parents are alive, go to Q32-1.

Circle the parents alive	Respondent's father	Respondent's mother	Spouse's father	Spouse's mother
A Is [PERSON] living with you?	PPLVTG 1 Living together 2 Not Living together ↓ Circle "Respondent's father" in Q31	MMLVTG 1 Living together 2 Not Living together ↓ Circle "Respondent's mother" in Q31	PPLLVTG 1 Living together 2 Not Living together ↓ Circle "Spouse's father" in Q31	MMLLVTG 1 Living together 2 Not Living together ↓ Circle "Spouse's mother" in Q31

Q31 The following questions are on your (and your spouse's) parents who are living separately with you.

Ask only on parents "Living separately" in Q30. Don't ask if they are living with respondent or deceased. If none of the parents are living separately, go to Q32-1.

Circle parents living separately	Respondent's father	Respondent's mother	Spouse's father	Spouse's mother
A How old is [PERSON]?	PPAGE <input type="text"/> <input type="text"/> <input type="text"/> yrs	MMAGE <input type="text"/> <input type="text"/> <input type="text"/> yrs	PPLAGE <input type="text"/> <input type="text"/> <input type="text"/> yrs	MMLAGE <input type="text"/> <input type="text"/> <input type="text"/> yrs
[Hand Card 20] B Is [PERSON] now married, divorced, widowed, never married, separated, or cohabiting?	PPMG 1(a) married 2(b) divorced 3(c) widowed 4(d) never married 5 separated 6 cohabiting	MMMGG 1(a) married 2(b) divorced 3(c) widowed 4(d) never married 5 separated 6 cohabiting	PPLMG 1(a) married 2(b) divorced 3(c) widowed 4(d) never married 5 separated 6 cohabiting	MMLMG 1(a) married 2(b) divorced 3(c) widowed 4(d) never married 5 separated 6 cohabiting
[Hand Card 21] C With whom is [PERSON] currently living? Choose one of the following that applies. If the respondent is living with plural children, (he/she made plural answers out of 1 (a), 2 (b) and 3 (c)), choose the one with the smallest number.	PPFAM 1(a) with married sons 2(b) with married daughters 3(c) with unmarried children 4(d) with spouse only 5(e) living alone 6(f) living in the institution 7(g) other ()	MMFAM 1(a) with married sons 2(b) with married daughters 3(c) with unmarried children 4(d) with spouse only 5(e) living alone 6(f) living in the institution 7(g) other ()	PPLFAM 1(a) with married sons 2(b) with married daughters 3(c) with unmarried children 4(d) with spouse only 5(e) living alone 6(f) living in the institution 7(g) other ()	MMLFAM 1(a) with married sons 2(b) with married daughters 3(c) with unmarried children 4(d) with spouse only 5(e) living alone 6(f) living in the institution 7(g) other ()
D Is [PERSON] currently working for pay?	PPJOB 1 Yes 2 No	MMJOB 1 Yes 2 No	PPLJOB 1 Yes 2 No	MMLJOB 1 Yes 2 No

(Continued)	Respondent's father ↓	Respondent's mother ↓	Spouse's father ↓	Spouse's mother ↓
[Hand Card 22] E How far does [PERSON] live from you?	PPDIST 1(a) Next door, same building, or same street 2(b) Within 15 minute's walk 3(c) Within 30 minute by car or train, etc. 4(d) Within 30 minute to an hour by car or train, etc. 5(e) Within an hour to 3 hours by car, train, etc. 6(f) More than 3 hours by car, train, etc.	MMDIST 1(a) Next door, same building, or same street 2(b) Within 15 minute's walk 3(c) Within 30 minute by car or train, etc. 4(d) Within 30 minute to an hour by car or train, etc. 5(e) Within an hour to 3 hours by car, train, etc. 6(f) More than 3 hours by car, train, etc.	PPLDIST 1(a) Next door, same building, or same street 2(b) Within 15 minute's walk 3(c) Within 30 minute by car or train, etc. 4(d) Within 30 minute to an hour by car or train, etc. 5(e) Within an hour to 3 hours by car, train, etc. 6(f) More than 3 hours by car, train, etc.	MMLDIST 1(a) Next door, same building, or same street 2(b) Within 15 minute's walk 3(c) Within 30 minute by car or train, etc. 4(d) Within 30 minute to an hour by car or train, etc. 5(e) Within an hour to 3 hours by car, train, etc. 6(f) More than 3 hours by car, train, etc.
[Hand Card 23] F How often do you keep in face-to-face contact with [PERSON]?	PPCNTA 1(a) Almost everyday 2(b) Several times a week 3(c) About once a week 4(d) About once a month 5(e) Several times a year 6(f) About once a year 7(g) Less than once a year	MMCNTA 1(a) Almost everyday 2(b) Several times a week 3(c) About once a week 4(d) About once a month 5(e) Several times a year 6(f) About once a year 7(g) Less than once a year	PPLCNTA 1(a) Almost everyday 2(b) Several times a week 3(c) About once a week 4(d) About once a month 5(e) Several times a year 6(f) About once a year 7(g) Less than once a year	MMLCNTA 1(a) Almost everyday 2(b) Several times a week 3(c) About once a week 4(d) About once a month 5(e) Several times a year 6(f) About once a year 7(g) Less than once a year
[Hand Card 23] G How often do you keep in any other contact besides face-to-face contact (talking on the phone, writing letters/e-mail, etc.) with [PERSON]?	PPCNTB 1(a) Almost everyday 2(b) Several times a week 3(c) About once a week 4(d) About once a month 5(e) Several times a year 6(f) About once a year 7(g) Less than once a year	MMCNTB 1(a) Almost everyday 2(b) Several times a week 3(c) About once a week 4(d) About once a month 5(e) Several times a year 6(f) About once a year 7(g) Less than once a year	PPLCNTB 1(a) Almost everyday 2(b) Several times a week 3(c) About once a week 4(d) About once a month 5(e) Several times a year 6(f) About once a year 7(g) Less than once a year	MMLCNTB 1(a) Almost everyday 2(b) Several times a week 3(c) About once a week 4(d) About once a month 5(e) Several times a year 6(f) About once a year 7(g) Less than once a year

Q32-1 How many brothers and sisters do you have? Please include those who are deceased.

If the respondent has no brothers or sisters, enter zero (0). It should be left to the respondent to determine who to include as his/her brothers and sisters.

Your brothers and sisters

XNUMBROE	XNUMSISE	XNUMBROY	XNUMSISY
Older brothers	Older sisters	Younger brothers	Younger sisters

Q32-2 How many brothers and sisters does your spouse have? Please include those who are deceased.

Ask for answers even if the spouse is deceased, but not of never-married or divorced respondents. If the spouse has no brothers or sisters, enter zero (0).

Spouse's brothers and sisters

XSSNBROE	XSSNSISE	XSSNBROY	XSSNSISY
Older brothers	Older sisters	Younger brothers	Younger sisters

Q33 How many children have you had? Please include those who have left home or are deceased.

If none of them apply, enter zero (0) and go to Q37-1. If they ask about adopted or stepchildren, have them include those children.

CCNUMTTL

child(ren)

Q34[Hand Card 24]How much were the educational expenses for the children of your family during the last one year? Educational expenses for adult learners should be excluded.

Children means infants, pupils, school children and students (including college students). Include rent and allowances sent to children.

SZEXED

- | | |
|----------------------------------|--|
| 1(a) None | 10(j) 1 million yen - 2 million yen |
| 2(b) Less than 30,000 yen | 11(k) 2 million yen - 3 million yen |
| 3(c) 30,000 yen - 50,000 yen | 12(l) 3 million yen - 4 million yen |
| 4(d) 50,000 yen - 100,000 yen | 13(m) 4 million yen - 5 million yen |
| 5(e) 100,000 yen - 150,000 yen | 14(n) 5 million yen or over |
| 6(f) 150,000 yen - 200,000 yen | 15(o) All children finished schoolwork |
| 7(g) 200,000 yen - 300,000 yen | 16 Don't want to state the expenses |
| 8(h) 300,000 yen - 500,000yen | 17 Don't know |
| 9(i) 500,000 yen - 1 million yen | |

Q35 Now I would like to ask you about each of your children. Please answer in birth order, including those who are deceased.

Ask the questions rightward(A on the first child, second, third ...). Don't ask downward(A, B, C ... on first child).





Make sure that the number of the children coincides with that of Q33. If there are five or more children, use supplementary sheet.

	First child ↓	Second child ↓	Third child ↓	Fourth child ↓
CC**SEX A What is the sex of this son or daughter ?	1 Male 2 Female	1 Male 2 Female	1 Male 2 Female	1 Male 2 Female
CC**SCH B Did [PERSON] finish his/her schoolwork?	1 Finished 2 Not yet finished 3 Deceased	1 Finished 2 Not yet finished 3 Deceased	1 Finished 2 Not yet finished 3 Deceased	1 Finished 2 Not yet finished 3 Deceased
CC**LVTG C Is [PERSON] living with you?	1 Living together 2 Not Living together 3 Deceased ↓ Circle "First child" in Q36	1 Living together 2 Not Living together 3 Deceased ↓ Circle "Second child" in Q36	1 Living together 2 Not Living together 3 Deceased ↓ Circle "Third child" in Q36	1 Living together 2 Not Living together 3 Deceased ↓ Circle "Fourth child" in Q36

Q36 Please tell us about each of the children who do not currently live with you.

Ask only on the children "Not living together" in Q35. Ask the questions rightward (A on the first child, second, third...).

Don't ask downward (A, B, C... on first child). Don't ask when the children are "Living together" or "Deceased". If there are five or more children, use supplementary sheet.

Circle the children living separately	First child	Second child	Third child	Fourth child
CC**AGE A How old is [PERSON]?	 yrs	 yrs	 yrs	 yrs
CC**MG [Hand Card 25] B Is [PERSON] now married, divorced, widowed, never married, separated, or cohabiting?	1(a) married 2(b) divorced 3(c) widowed 4(d) never married 5 separated 6 cohabiting	1(a) married 2(b) divorced 3(c) widowed 4(d) never married 5 separated 6 cohabiting	1(a) married 2(b) divorced 3(c) widowed 4(d) never married 5 separated 6 cohabiting	1(a) married 2(b) divorced 3(c) widowed 4(d) never married 5 separated 6 cohabiting
CC**JOB C Is [PERSON] currently working for pay?	1 Yes 2 No	1 Yes 2 No	1 Yes 2 No	1 Yes 2 No
CC**DIST [Hand Card 26] D How far does [PERSON] live from you?	1(a) Next door, same building, or same street 2(b) Within 15 minute's walk 3(c) Within 30 minute by car or train, etc. 4(d) Within 30 minute to an hour by car or train, etc. 5(e) Within an hour to 3 hours by car, train, etc. 6(f) More than 3 hours by car, train, etc.	1(a) Next door, same building, or same street 2(b) Within 15 minute's walk 3(c) Within 30 minute by car or train, etc. 4(d) Within 30 minute to an hour by car or train, etc. 5(e) Within an hour to 3 hours by car, train, etc. 6(f) More than 3 hours by car, train, etc.	1(a) Next door, same building, or same street 2(b) Within 15 minute's walk 3(c) Within 30 minute by car or train, etc. 4(d) Within 30 minute to an hour by car or train, etc. 5(e) Within an hour to 3 hours by car, train, etc. 6(f) More than 3 hours by car, train, etc.	1(a) Next door, same building, or same street 2(b) Within 15 minute's walk 3(c) Within 30 minute by car or train, etc. 4(d) Within 30 minute to an hour by car or train, etc. 5(e) Within an hour to 3 hours by car, train, etc. 6(f) More than 3 hours by car, train, etc.
CC**CNTA [Hand Card 27] E How often do you keep in face-to-face contact with [PERSON]?	1(a) Almost everyday 2(b) Several times a week 3(c) About once a week 4(d) About once a month 5(e) Several times a year 6(f) About once a year 7(g) Less than once a year	1(a) Almost everyday 2(b) Several times a week 3(c) About once a week 4(d) About once a month 5(e) Several times a year 6(f) About once a year 7(g) Less than once a year	1(a) Almost everyday 2(b) Several times a week 3(c) About once a week 4(d) About once a month 5(e) Several times a year 6(f) About once a year 7(g) Less than once a year	1(a) Almost everyday 2(b) Several times a week 3(c) About once a week 4(d) About once a month 5(e) Several times a year 6(f) About once a year 7(g) Less than once a year
CC**CNTB [Hand Card 27] F How often do you keep in any other contact besides face-to-face contact (talking on the phone, writing letters/e-mail, etc.) with [PERSON]?	1(a) Almost everyday 2(b) Several times a week 3(c) About once a week 4(d) About once a month 5(e) Several times a year 6(f) About once a year 7(g) Less than once a year	1(a) Almost everyday 2(b) Several times a week 3(c) About once a week 4(d) About once a month 5(e) Several times a year 6(f) About once a year 7(g) Less than once a year	1(a) Almost everyday 2(b) Several times a week 3(c) About once a week 4(d) About once a month 5(e) Several times a year 6(f) About once a year 7(g) Less than once a year	1(a) Almost everyday 2(b) Several times a week 3(c) About once a week 4(d) About once a month 5(e) Several times a year 6(f) About once a year 7(g) Less than once a year

You will be now asked questions on your childhood.

Q37-1 Where did you live when you were 15 years old? Please state the name of the prefecture.

If outside Japan have them write "Foreign" and answer all of Q37.

PREF15

(Name of the prefecture)

Code No need to fill in

Q37-2[Hand Card 28]Which one of the following best describes that area at that time?

TP5LOC15

- | | | | |
|------------|----------------------------|----------|----------|
| 1
(a) | 2
(b) | 3
(c) | 4
(d) |
| Large city | Small to medium sized city | Town | Village |

Q37-3 Was it a farming or fishing village?

REMOTE15

- 1 Yes 2 No

Q38-1[Hand card 29]Which one of the categories best describes your father's job when you were about 15 years old?

Allow the respondent to determine whether he/she is 1 (a) an executive or 5 (e) a self-employed person. Government employees should also reply to all questions in Q38.

PPJBT15

- | | | | | | | | |
|---|------------------|--|---------------|---------------|--------------------|-------------------------------------|------------|
| 1
(a) | 2
(b) | 3
(c) | 4
(d) | 5
(e) | 6
(f) | 7
(g) | 8 |
| Executive of a company or a corporation | Regular employee | Temporary worker
(Daily worker, Part-time temporary worker, Doing piece work at home) | Self-employed | Family worker | He was not working | I didn't have a father at that time | Don't know |

To Q41, page 17

Q38-2[Hand Card 30]Which of the following post was he appointed?

PPJBT15P

- 1(a) No managerial post
 2(b) Group leader, Foreman
 3(c) Sub-section Head (or equivalent position) - *kakaricho*
 4(d) Section Head, Manager (or equivalent position) - *kacho*
 5(e) Department Head, General Manager (or equivalent position) - *bucho*
 6(f) Other managerial post (Please specify)
 7 Don't know

Q39 What kind of job did your father do? Please give details. (e.g., elementary school teacher, cram-school teacher, farmer, bus driver, automobile mechanic, supermarket cashier, accounting clerk at a bank, computer programmer, clerical staff member for a sales department, on-the-road sales person, etc.).

PPJBXX15

PPJBXX1E

(Please describe in detail. Company name alone is not acceptable.)

Q40[Hand Card 31]How many people worked in the entire corporation or organization where your father worked? Please make sure to include family workers, non-regular employees, and himself.

Choose Government agency if receiving wages from the central government or local governments (public school teacher, firefighter, etc.). Government agency does not apply to public corporations.

PPJBSZ15

- | | | | | | | |
|----------|-------------------------|----------------------------------|----------------------------|---|-------------------|------------|
| 1
(a) | 2
(b) | 3
(c) | 4
(d) | 5
(e) | 6
(f) | 7 |
| 1 | Small company
(2-29) | Medium-sized company
(30-299) | Large company
(300-999) | Major company
(1000 or more employees) | Government agency | Don't know |

Q41[Hand Card 32]When you were about 15 years old, did your mother have any paying job? If so, what did she do? Please choose from below.

MMJBTP15

- 1(a) She was not working.
- 2(b) Temporary worker, Daily worker, Part-time temporary worker
- 3(c) Regular employee - non-management
- 4(d) Regular employee - managerial position
- 5(e) Regular employee - professional (nurse, teacher, etc.)
- 6(f) Regular employee - don't know about occupation
- 7(g) Self-employed/family worker - agriculture, forestry or fishery
- 8(h) Self-employed/family worker - other than agriculture, forestry or fishery
- 9(i) Doing piecework at home
- 10(j) Executive of a company or a corporation
- 11(k) I didn't have a mother at that time.
- 12 Don't know

Q42[Hand Card 33]What is the last school you attended (or are attending now)? Also, answer about your spouse and parents, as far as you know. Consider "dropout" as "graduated."

Ask even if the spouse is deceased.

If the last school attended is a vocational school, do as follows:

College of technology (an advanced educational institution that provides junior high school graduates with five years of technical training mainly in a field of industrial application) -> Choose 10 (j).

General, postsecondary, or upper secondary courses in a specialized training college after the war (generally referred to as vocational school) -> Ask about the school attended prior to that school.

Vocational school before the war -> Choose 6 (f).

Note: Make sure that respondents who answer (j) aren't confusing college of technology with specialized training college.

	XXLSTSCH Respondent	SSLSTSCH Spouse	PPLSTSCH Father	MMLSTSCH Mother
Before World War II	(a) Ordinary elementary school in the old system (including national elementary school) -----	1(a)	1(a)	1(a)
	(b) Higher elementary school in the old system ----	2(b)	2(b)	2(b)
	(c) Junior high school/Girls' high school in the old system -----	3(c)	3(c)	3(c)
	(d) Vocational school/Commerce school in the old system -----	4(d)	4(d)	4(d)
	(e) Normal school in the old system -----	5(e)	5(e)	5(e)
	(f) Higher school or vocational school in the old system/higher normal school -----	6(f)	6(f)	6(f)
	(g) University/Graduate school in the old system --	7(g)	7(g)	7(g)
After World War II	(h) Junior high school -----	8(h)	8(h)	8(h)
	(i) High school -----	9(i)	9(i)	9(i)
	(j) College of technology (Note) -----	10(j)	10(j)	10(j)
	(k) 2-year college -----	11(k)	11(k)	11(k)
	(l) University -----	12(l)	12(l)	12(l)
	(m) Graduate school -----	13(m)	13(m)	13(m)
	Don't know -----	14	14	14
Never-married/ Divorced -----	*	15	*	*

Q43 Did you graduate from the school you attended last? Did you quit school? Are you still a student?

DOLSTSCH

- 1 Graduated
- 2 Quit
- 3 Still a student

Q44 Have you ever attended a vocational or specialty school? (Do not include vocational schools in the old system or colleges of technology in the new system).

XSPSCH

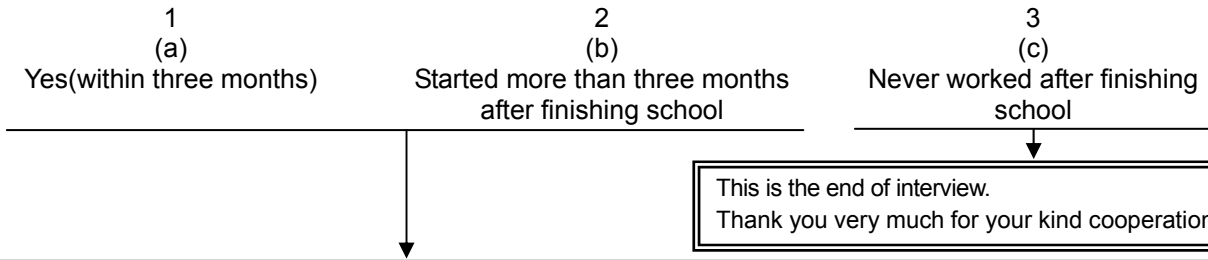
- 1 Yes
- 2 No

The following questions are about the first job you took after finishing your school.

If the respondent left school before graduation, ask about the first job he/she was engaged in after leaving school. Military service should be excluded, and, if any, ask about the first job he/she was engaged in after military service. If the respondent considers his/her job while attending school as his/her first job, please ask about it.

Q45 [Hand Card 34] Did you start working immediately after finishing school?

XGETJOB

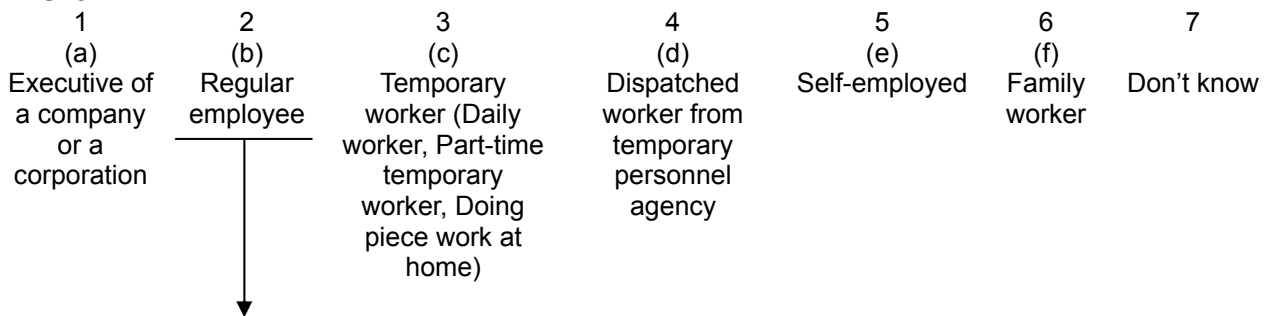


Q46-1 [Hand Card 35] Which one of the categories best describes your first job?

Allow respondents to determine whether he/she is 1 (a) an executive or 5 (e) a self-employed person.

Government employees should also reply to all questions in Q46.

TPFSTJB



Q46-2 [Hand Card 36] Which of the following post were you appointed?

TPFSTJBP

- 1(a) No managerial post
- 2(b) Group leader, Foreman
- 3(c) Sub-section Head (or equivalent position) - *kakaricho*
- 4(d) Section Head, Manager (or equivalent position) - *kacho*
- 5(e) Department Head, General Manager (or equivalent position) - *bucho*
- 6(f) Other managerial post (Please specify _____)
- 7 Don't know

Q47 What kind of job did you do at your first workplace? Please give details. (e.g., elementary-school teacher, cram-school teacher, farmer, bus driver, automobile mechanic, supermarket cashier, accounting clerk at a bank, computer programmer, clerical staff member for a sales department, on-the-road salesperson, etc.).

XXFSTJB

XXFSTJBE

(Please describe in detail.)

Q48 [Hand Card 37] How many people worked in the entire corporation or organization where you worked?

Please answer the entire number of people in the corporation or organization. Also, please make sure to include all the working people such as family workers, non-regular employees, and yourself.

Choose Government agency if receiving wages from the central government or local governments (public school teacher, firefighter, etc.). Government agency does not apply to public corporations.

SZSTFFST

- | | | |
|------------|--------------|-------------------------|
| 1(a) 1 | 5(e) 30-99 | 9(i) 1,000-1,999 |
| 2(b) 2-4 | 6(f) 100-299 | 10(j) 2,000-9,999 |
| 3(c) 5-9 | 7(g) 300-499 | 11(k) 10,000 or over |
| 4(d) 10-29 | 8(h) 500-999 | 12(l) Government agency |
| | | 13 Don't know |

This is the end of interview. Thank you very much for your kind cooperation.

[To be completed by interviewer]
 F1.Was the respondent cooperative?

COOP

- 1 Very cooperative 2 Rather cooperative 3 Rather uncooperative 4 Not cooperative at all

F2.Did the respondent understand these questions well?

USTAND

- 1 Very well 2 Relatively well 3 Had a little difficulty 4 Didn't understand at all

F3.Which question(s) didn't the respondent seem to understand?

(Please describe in detail.)

F4.Others (Please write down anything you noticed.)

(Please describe in as much detail as possible about the provision of incentives, the respondent's reactions, etc.)

F5.What is the residential area of the respondent?

AREA

- 1 Area where a number of factories are located
- 2 Area where a number of stores and offices are located
- 3 Old residential area (residential area from the pre-war period)
- 4 New residential area (including new towns developed after the war)
- 5 Farming/fishing village
- 6 Other ()

F6.Which did you proceed first, an interview or a self-administered questionnaire?

PROC

- 1 Interview first 2 Self-administered first

F7.Do not forget to record interview time and duration of interview.

Duration of interview means the time spent for the interview and does not include time required for explanation or asking people for their cooperation.

DURATION

Time interview was held		Duration of interview
From __:__ (a.m./p.m.)	To __:__ (a.m./p.m.)	Approximately. __ minutes.